

213ss-28 Orgabits One Stole



Suggested yarn:

- Pierrot Yarns Orgabits One [100% cotton (10% is organic cotton from Orgabits); 142 yds/130m per 1.41 oz./40g skein]; color #04 powder blue, 4 skeins [155g]

Tools/Notions:

- 3.0mm (approx. US C or D) crochet hook or size necessary to achieve gauge

Finished measurements:

- width 30cm/11.81"
- length 151cm/59.45"

Gauge (10cm/4" square):

- pattern stitch: 30 sts and 14.5 rows

Gauge may vary according to individual crochet style. Change hook size if necessary to achieve gauge. Alternatively, rework pattern with your own gauge measurements.

Crochet Tips

Body of stole: Chain 419 to begin (not including any chain stitches needed for turning post). Referring to chart, work in pattern stitch.

Finishing: Work edging along each of the two short sides (first row and last row).

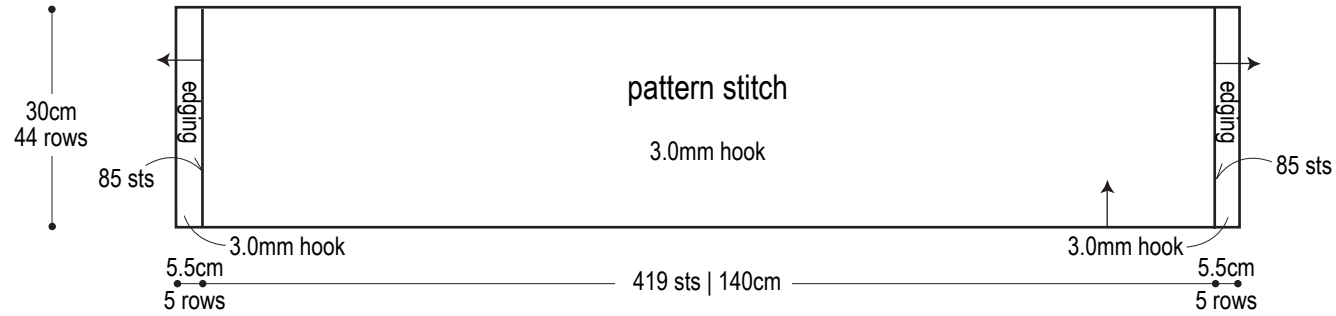
Abbreviations:

bp dc = back post double crochet (US)

ch = chain

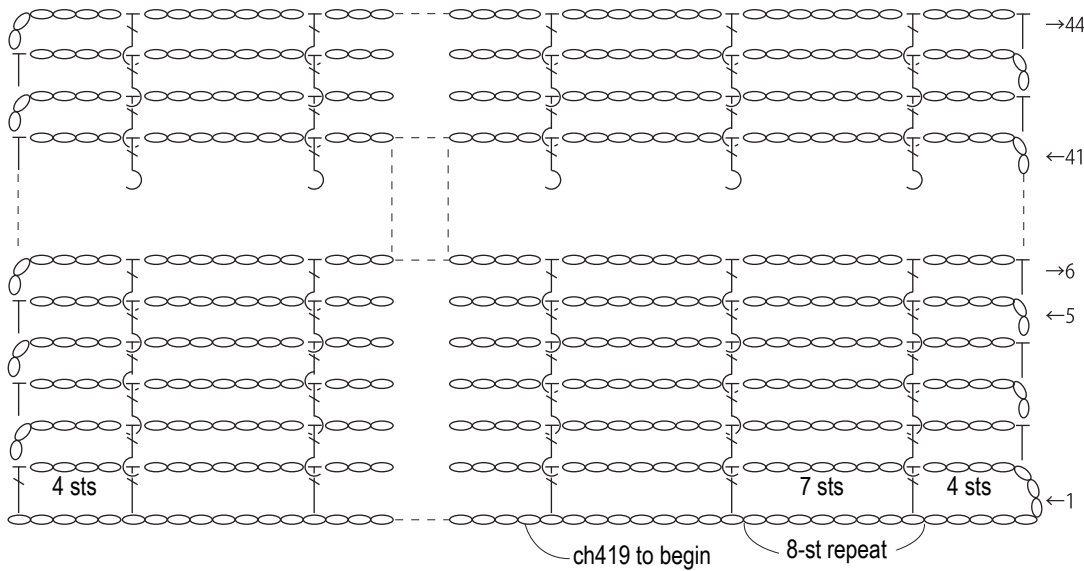
fp dc = front post double crochet (US)

Stole schematic



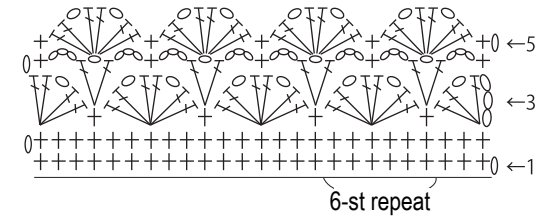
Pattern stitch

3.0mm hook



Edging

3.0mm hook



- = fp dc (front post double crochet (US))
- = bp dc (back post double crochet (US))

※Because the stole is worked back-and-forth in rows, all post stitches will appear on the same side of the fabric (the right side).