

# 211-652sn Vento Color Cowl



## Suggested yarn:

- Mondial Vento Color [43% silk, 37% acrylic, 20% rayon; 60 yds/55m per 1.76 oz./50g skein]; color #8 brown/rose variegated, 4-5 skeins [230g-250g]

## Tools/Notions:

- 8.0mm (US 11) knitting needles or size necessary to achieve gauge

## Finished measurements:

- width 20cm/7.87"
- length 158cm/62.20"

## Gauge (10cm/4" square):

- k1p1 ribbing: 15.5 sts and 12 rows

*Gauge may vary according to individual knitting style. Change needle size if necessary to achieve gauge. Alternatively, rework pattern with your own gauge measurements.*

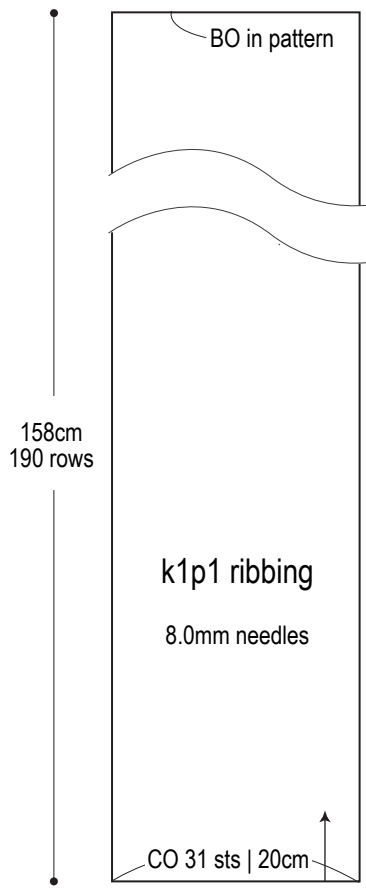
## Knitting Tips

Cast on with long-tail cast-on method. Work k1p1 ribbing as shown in chart. Bind off in pattern. Seam cast-on edge to bind-off edge with woven seam.

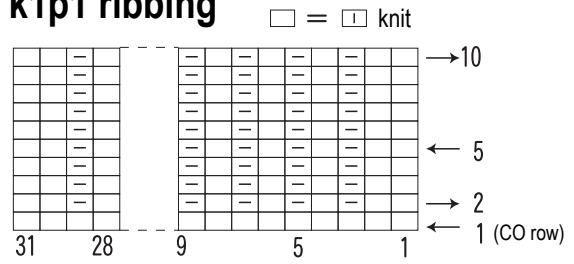
## Abbreviations:

BO = bind off  
CO = cast on  
k = knit stitch  
p = purl stitch

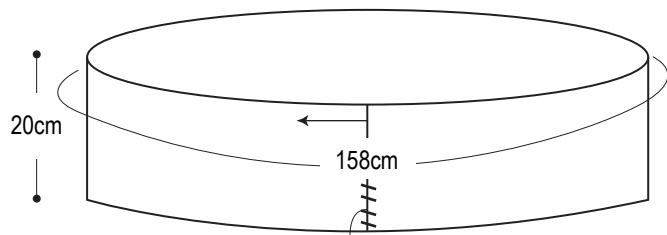
# Cowl



## k1p1 ribbing



## Finishing

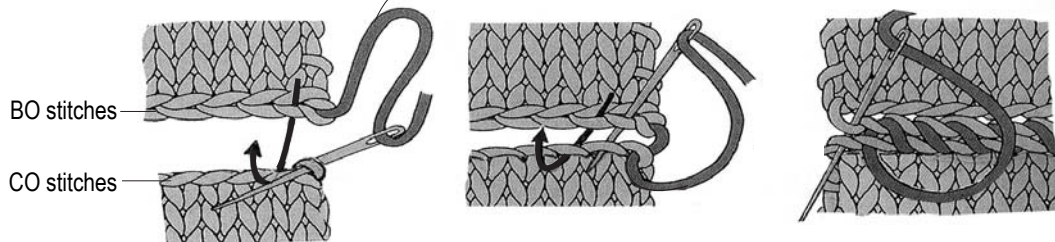


Seam CO edge and BO edge with woven seam.

※ See instructions below for woven seam.

## Woven seam

At BO, leave tail approximately 1.5 times the width of the cowl.



① Insert needle into one loop of first stitch on CO row. Then insert needle into one loop of BO row as shown.

② Insert needle alternatingly into one loop of BO row and one loop of CO row, creating a woven seam.

③ Finish by inserting needle into last two loops.