

212fw-27 Puppy Headrest Cover



Suggested yarn:

- Pierrot Yarns Kukka [60% acrylic, 40% superwash wool; 92 yds/84m per 1.41 oz./40g skein];
 - color #01 off-white, 1 skein [25g]
 - color #06 mandarin orange, 1 skein [30g]
 - color #08 green, 1 skein [30g]
 - color #13 beige, 2 skeins [80g]
 - color #14 amber, 3 skeins [120g]
 - color #10 cobalt blue, 1 skein [small amount]
 - color #15 brown, 1 skein [small amount]

Tools/Notions:

- 3.5mm (US E) crochet hook or size necessary to achieve gauge
- tapestry needle
- 4 safety eyes (18mm/0.71")
- 4 wooden buttons (20mm/0.79")
- small amount of polyfiber stuffing
- 50cm/19.69" length of black elastic (10mm/0.39" wide)

Finished measurements:

- Please see schematics.

Gauge (10cm/4" square):

- pattern stitch: 19 sts and 8 rows

Gauge may vary according to individual crochet style. Change hook size if necessary to achieve gauge. Alternatively, rework pattern with your own gauge measurements.

Crochet Tips

Body: To form a base for the cover, work 2 pieces in pattern stitch.

Finishing: Crochet face, ears, nose, paws, collar, and ribbon parts according to charts. Insert stuffing into face, ears, nose, and paws; seam to base piece. Seam buttons to back of paws. Crochet tissue case, then fasten buttons. Seam elastic and crocheted cords to base piece.

Abbreviations:

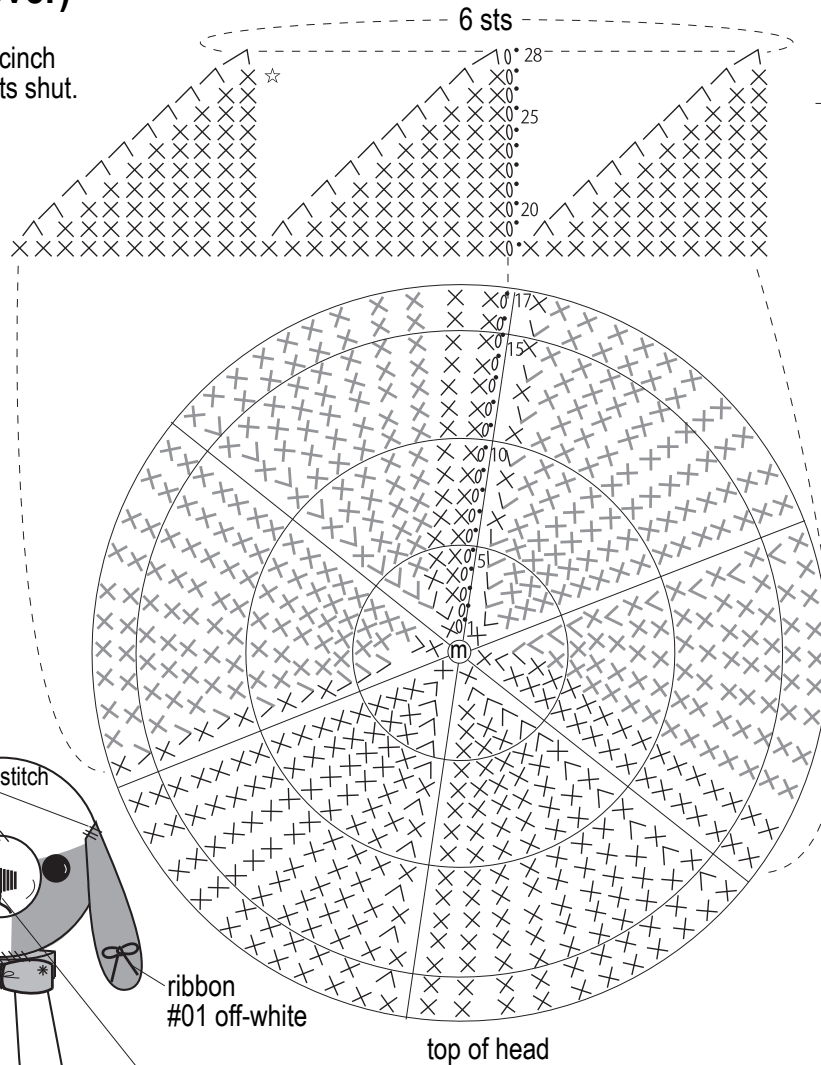
ch = chain

m = magic ring

✱ Crochet all parts with 3.5mm hook.

Face (1 per cover)

☆ = Insert stuffing; cinch remaining 6 sts shut.

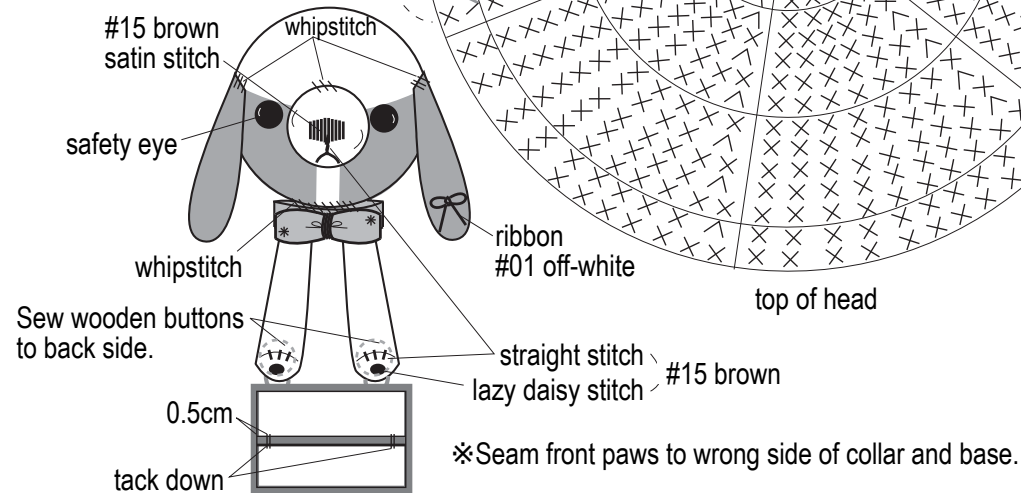


round	stitch count
28	6 sts
27	12 sts
26	18 sts
25	24 sts
24	30 sts
23	36 sts
22	42 sts
21	48 sts
20	54 sts
19	60 sts
18	66 sts (work even)

} -6 sts per round

— ... #13 beige
 - ... version A: #06 mandarin orange;
 version B: #08 green

Finishing

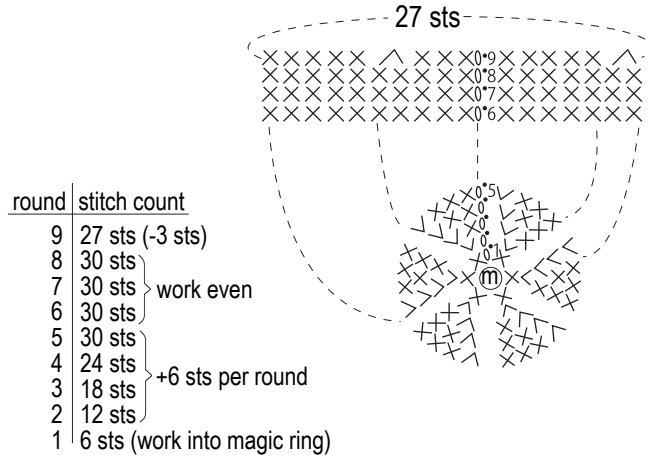


round	stitch count
17	66 sts (work even)
16	66 sts (+6 sts)
15	60 sts (work even)
14	60 sts (+6 sts)
13	54 sts (work even)
12	54 sts (+6 sts)
11	48 sts (work even)
10	48 sts (+6 sts)
9	42 sts (work even)
8	42 sts (+6 sts)
7	36 sts (work even)
6	36 sts
5	30 sts
4	24 sts
3	18 sts
2	12 sts
1	6 sts (work into magic ring)

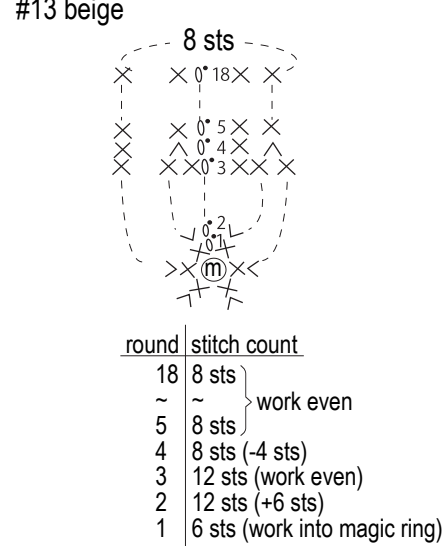
} +6 sts per round

✳️ Crochet all parts with 3.5mm hook.

Nose (make 2) #13 beige




Front paws (2 each) #13 beige



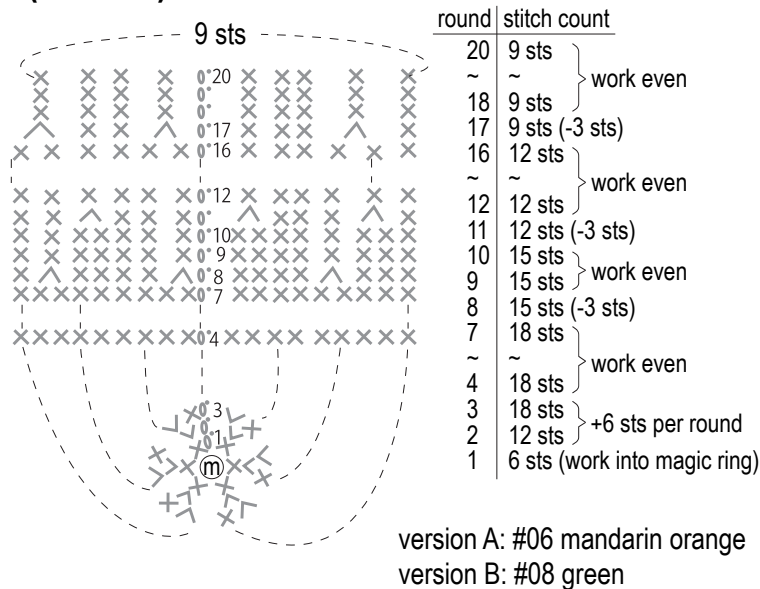
Use this QR code on your smartphone to view a video about how to change colors while working the puppy's face.



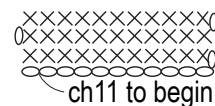
✳️ To view on computer, search on the Pierrot Yarns website instead.



Ear (make 2)



Ribbon (1 each)



Use #10 cobalt blue for both versions A and B.

Collar (1 each)

