

212fw-25 Beaver Cup Scrubber



Suggested yarn:

- Pierrot Yarns Zakka Acrylic Namibuto [100% antibacterial deodorant acrylic; 77 yds/70m per 0.88 oz./25g skein];
 - version A:
 - color #2 off-white, 1 skein [small amount]
 - color #3 pink, 1 skein [25g]
 - color #7 light grape, 1 skein [15g]
 - version B:
 - color #2 off-white, 1 skein [small amount]
 - color #18 biscuit, 1 skein [25g]
 - color #20 dark brown, 1 skein [15g]

Tools/Notions:

- 4.0mm (US G) crochet hook or size necessary to achieve gauge
- 10g (0.35 oz.) polyfiber stuffing
- 2 pairs disposable chopsticks

Finished measurements:

- Please see schematics.

Gauge (10cm/4" square):

- single crochet US); pattern stitch: 16 sts and 18 rows

Gauge may vary according to individual crochet style. Change hook size if necessary to achieve gauge. Alternatively, rework pattern with your own gauge measurements.

Crochet Tips

Head & torso: Starting with magic ring, work in sc (US), increasing and decreasing when indicated in chart.

Tail: Starting with magic ring, work pattern stitch in joined rounds, increasing and decreasing when indicated in chart. Refer to charts for color sequence.

Finishing: Insert stuffing into head and torso. Insert disposable chopstick at center (to provide a sturdy base), then seam head/torso piece to tail. (Instead of polyfiber stuffing, you may use pieces of sponge or scraps of acrylic yarn.)

Abbreviations:

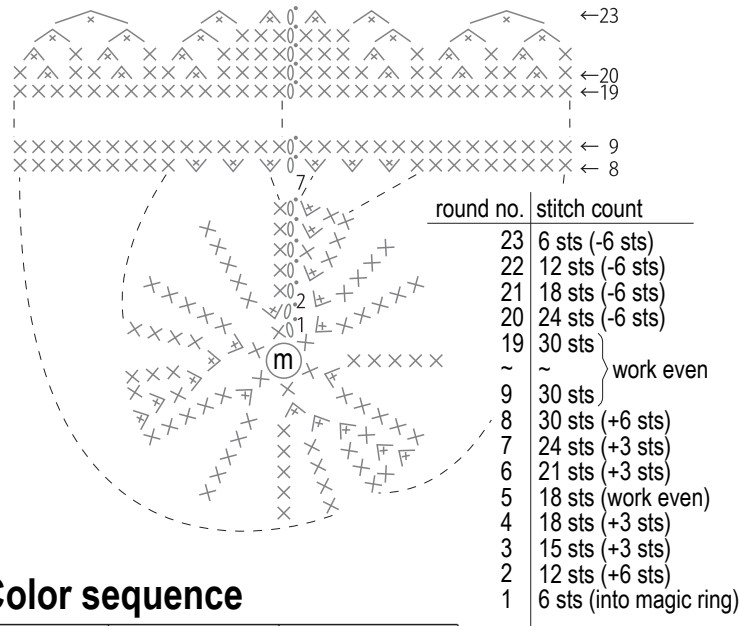
ch = chain

m = magic ring

sc = single crochet (US)

Head & torso (make 1 each for version A & version B)

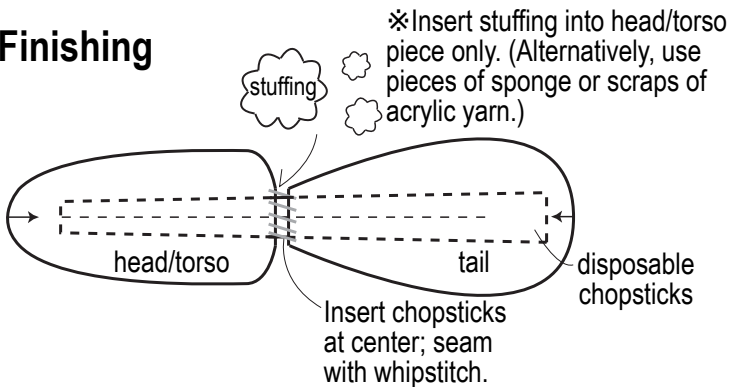
4.0mm hook



Color sequence

	version A	version B
head/torso	#3 pink	#18 biscuit
tail	#3 pink	#18 biscuit
	#7 light grape	#20 dark brown
face	#7 light grape	#20 dark brown
teeth	#2 off-white	#2 off-white

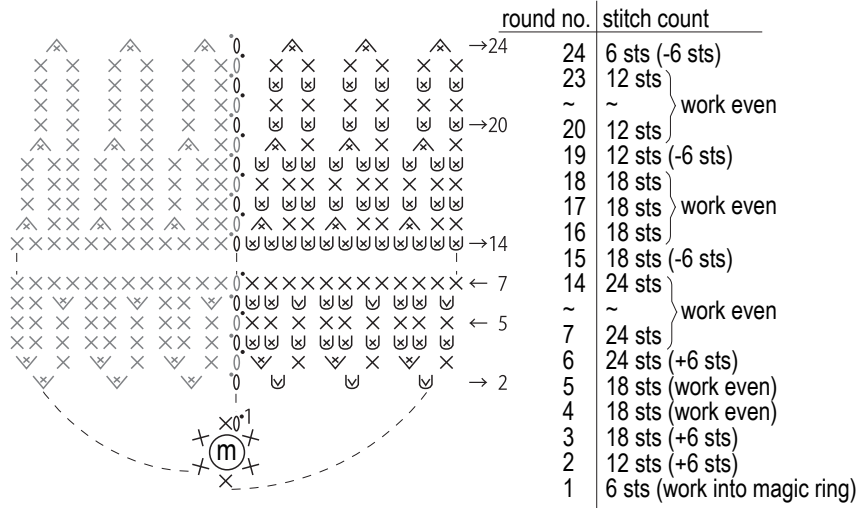
Finishing



Tail: pattern stitch

(make 1 each for version A & version B)

4.0mm hook




⊗ = sc loop stitch

⊕ = work 2 sc loop sts into same st

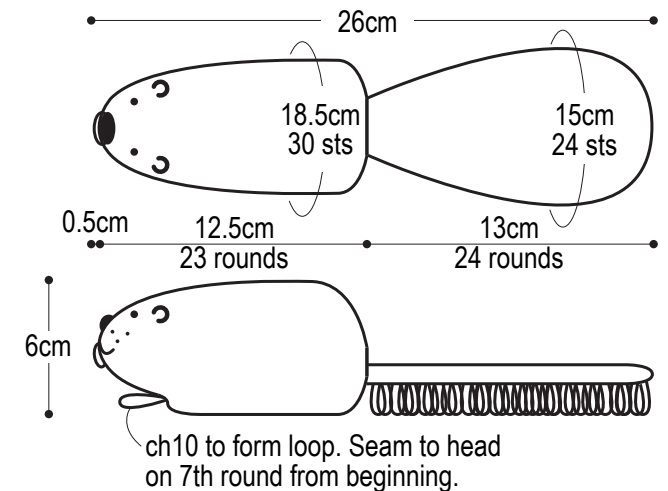
Use this QR code on your smartphone to view a video about how to work the sc loop stitch.



※To view on computer, search on the Pierrot Yarns website instead.



Finished item



Face

