

212fw-23 Zakka Flower Tawashi



Suggested yarn:

- Pierrot Yarns Zakka Acrylic Namibuto [100% antibacterial deodorant acrylic; 77 yds/70m per 0.88 oz./25g skein];
 - version A:
 - MC: color #4 deep pink, 1 skein [10g]
 - CC1: color #5 rose pink, 1 skein [10g]
 - CC2: color #2 off-white, 1 skein [10g]
 - version B:
 - MC: color #16 poppy, 1 skein [10g]
 - CC1: color #15 yellow, 1 skein [10g]
 - CC2: color #2 off-white, 1 skein [10g]

• version C:

- MC: color #9 blue, 1 skein [10g]
- CC1: color #10 saxe, 1 skein [10g]
- CC2: color #2 off-white, 1 skein [10g]

Tools/Notions:

- 4.0mm (US G) and 5.0mm (US H) crochet hooks or sizes necessary to achieve gauge

Finished measurements:

- Please see schematics.

Gauge (10cm/4" square):

- No gauge information is provided in the original pattern.

Gauge may vary according to individual crochet style. Change hook size if necessary to achieve gauge. Alternatively, rework pattern with your own gauge measurements.

Crochet Tips

Create magic ring to begin, and crochet according to diagram. By changing the hook size, you can make either big or small flowers.

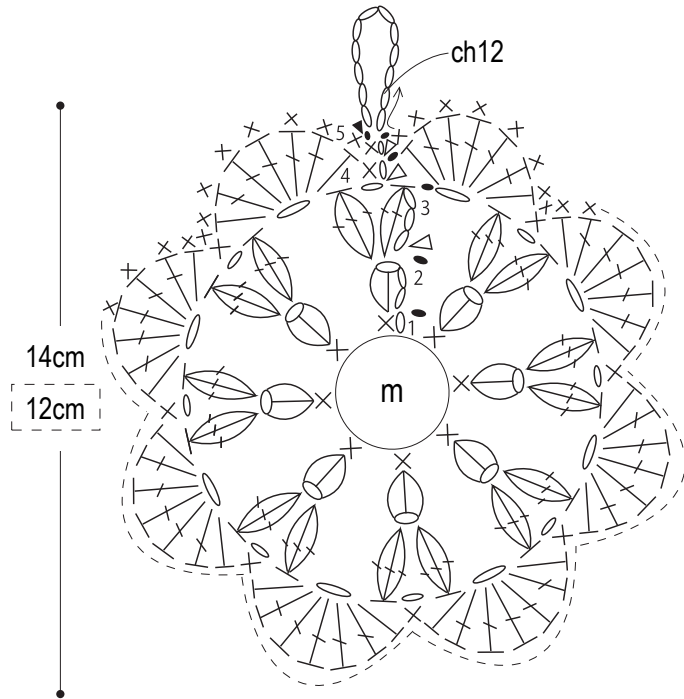
Abbreviations:


ch = chain
dc = double crochet (US)
hdc = half double crochet (US)
m = magic ring


Flower tawashi

large flower = 5.0mm hook

[-----] = small flower = 4.0mm hook



 = 3-hdc popcorn stitch

 = 3-dc cluster

◁ = join yarn

◄ = cut yarn

Color sequences & amounts

round #	version A	version B	version C
round 5 (MC)	#4 deep pink	#16 poppy	#9 blue
round 4 (CC1)	#5 rose pink	#15 yellow	#10 saxe
round 3 (CC2)	#2 off-white	#2 off-white	#2 off-white
rounds 1-2 (MC)	#4 deep pink	#16 poppy	#9 blue

※For versions A, B, and C, 10g of each color will suffice for either a large or small flower.