

212fw-18 Nimes Motif Cardigan



Suggested yarn:

- Pierrot Yarns Nimes [70% baby alpaca, 30% nylon; 142 yds/130m per 0.88 oz./25g skein];
 - color #06 gray, 6 skeins [135g]
 - color #07 dark gray, 2 skeins [45g]
 - color #08 black, 2 skeins [45g]

Tools/Notions:

- 3.0mm (approx. US C or D) crochet hook or size necessary to achieve gauge

Finished measurements:

- bust 92cm/36.22"
- center back neck-to-cuff 69.5cm/27.36"
- length 54.5cm/21.46"

Gauge:

- Each motif should measure 7.5cm/2.95" square.

Gauge may vary according to individual crochet style. Change hook size if necessary to achieve gauge. Alternatively, rework pattern with your own gauge measurements.

Crochet Tips

Body & sleeves: Referring to schematic, alternate between crocheting motifs A and B, joining them together as you go. Also join the triangular motifs in the same way. Seam rectangular motifs with woven seam.

Finishing: Work edging in the round along hem, front edges, and collar in one continuous piece. Also work edging in the round around cuffs.


Abbreviations:

ch = chain


m = magic ring

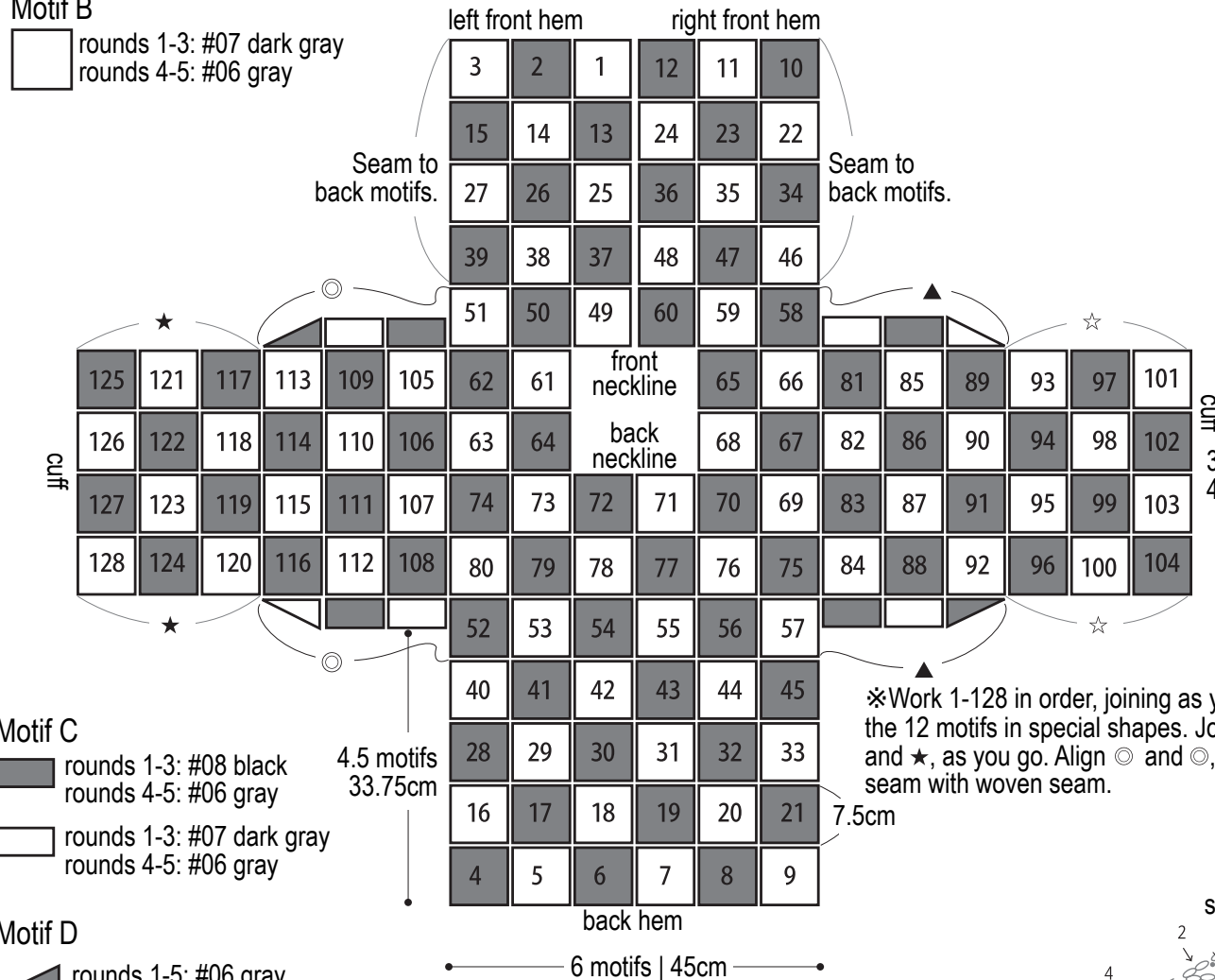
Cardigan (3.0mm hook)

Motif A

 rounds 1-3: #08 black
 rounds 4-5: #06 gray

Motif B

 rounds 1-3: #07 dark gray
 rounds 4-5: #06 gray





*Work 1-128 in order, joining as you go. Then work the 12 motifs in special shapes. Join ☆ and ☆, and ★ and ★, as you go. Align ○ and ○, and ▲ and ▲, and seam with woven seam.

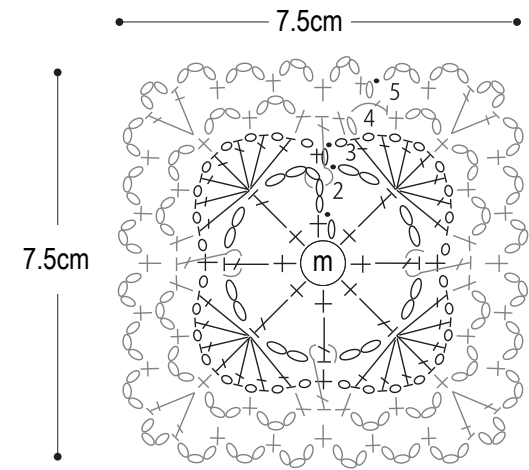
Motif C

 rounds 1-3: #08 black
 rounds 4-5: #06 gray
 rounds 1-3: #07 dark gray
 rounds 4-5: #06 gray

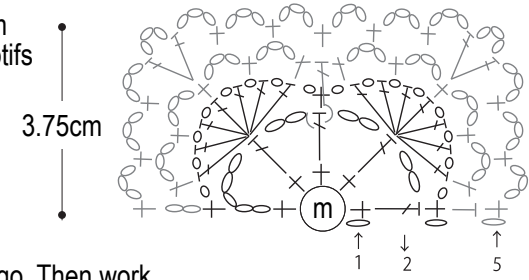
Motif D

 rounds 1-5: #06 gray
 rounds 1-5: #06 gray

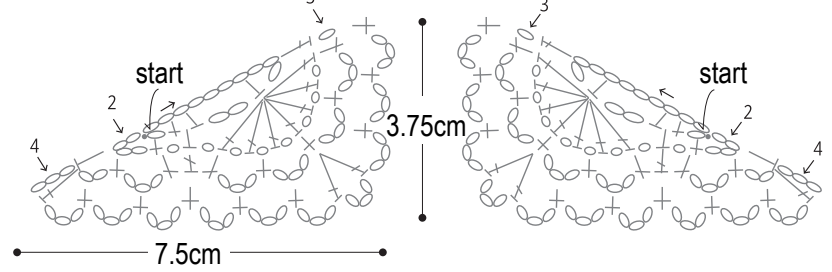
Motifs A and B



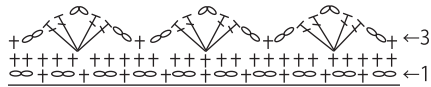
Motif C



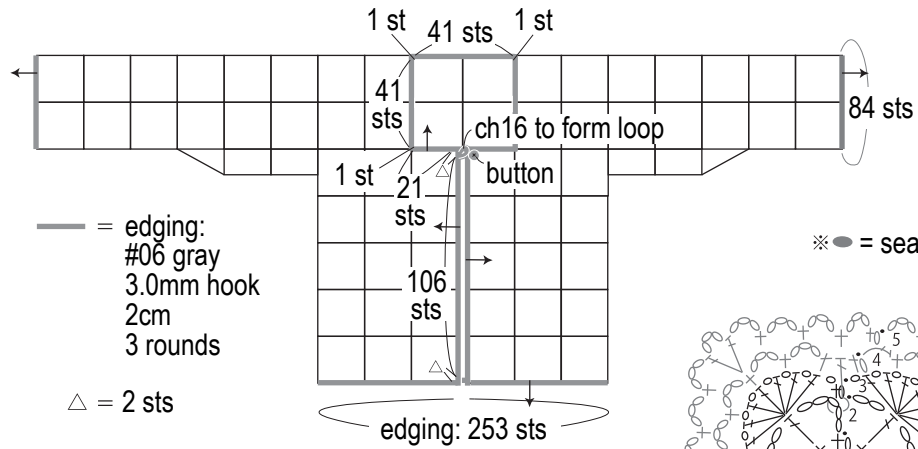
Motif D



Edging (3.0mm hook)
#06 gray

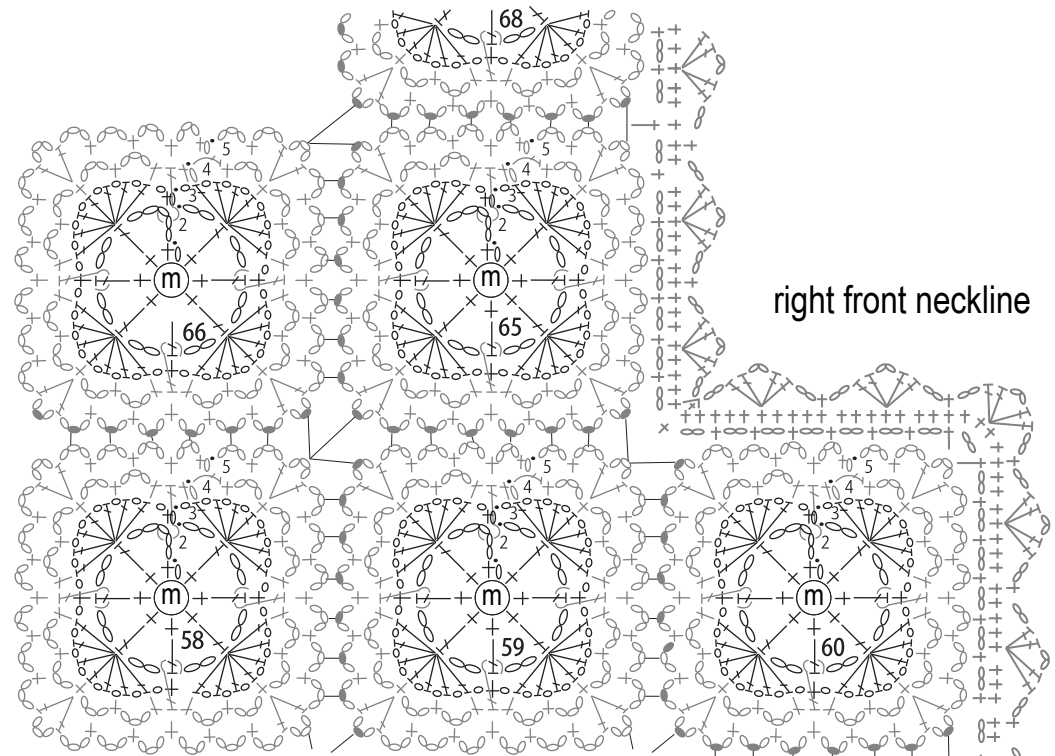


Finishing



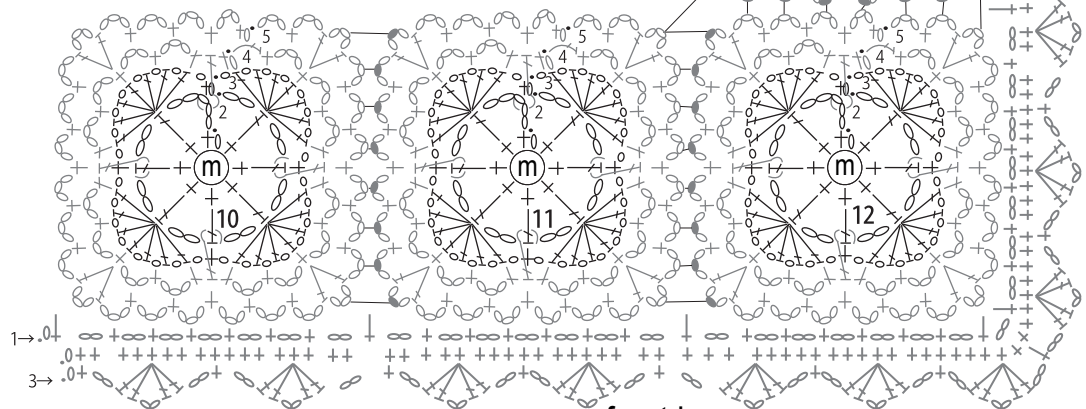
— = edging:
#06 gray
3.0mm hook
2cm
3 rounds

△ = 2 sts



center of right front

※ ● = seam to facing motif(s) with slip stitch



front hem