

212-663bg Raffia Bag



Suggested yarn:

- Pierrot Yarns Raffia [100% rayon; 124 yds/113m per 1.76 oz./50g skein];
 - version A:
 - color #77 grape, 1 skein [30g]
 - color #73 sand beige, 4 skeins [170g]
 - version B:
 - color #75 apple green, 1 skein [25g]
 - color #71 white lily, 4 skeins [160g]
 - version C:
 - color #80 peach, 1 skein [25g]
 - color #71 white lily, 4 skeins [160g]

Tools/Notions:

- 3.5mm (US E) and 4.0mm (US G) crochet hooks or sizes necessary to achieve gauge

Finished measurements:

- Please refer to schematics.

Gauge (10cm/4" square):

- single crochet (US) with 3.5mm hook: 19 sts and 20 rounds
- single crochet (US) with 4.0mm hook: 16 sts and 19 rounds

Gauge may vary according to individual crochet style. Change hook size if necessary to achieve gauge. Alternatively, rework pattern with your own gauge measurements.

Crochet Tips

✳Refer to schematics for color sequences. Use a 4.0mm hook for version A and a 3.5mm hook for versions B and C.

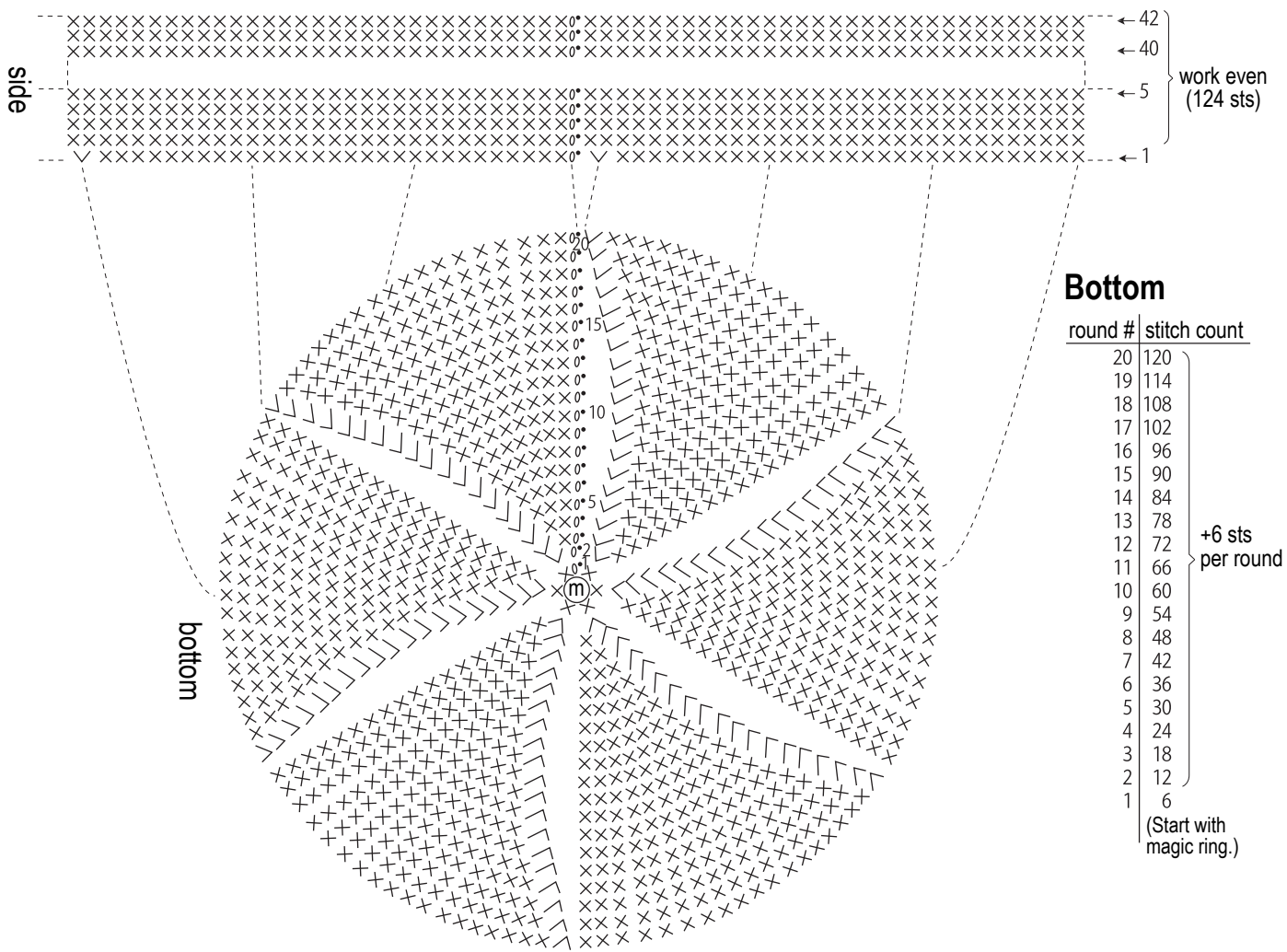
Bottom & sides: Create magic ring, and work in single crochet (US), increasing as indicated. Work 20 rounds for bottom. Change color and continue to sides, increasing 4 stitches on the first round of the sides. Work even for 41 rounds.

Handles: Work chain to begin, and work first round of sc into bottom loops of chain. Work sc in the round, increasing as indicated. Fold as shown in schematic; whipstitch together. Fasten to body of bag where indicated.

Abbreviations:

ch = chain
m = magic ring
sc = single crochet (US)

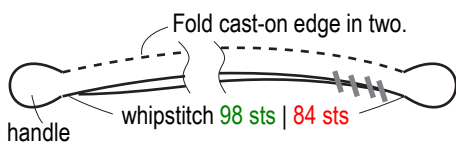
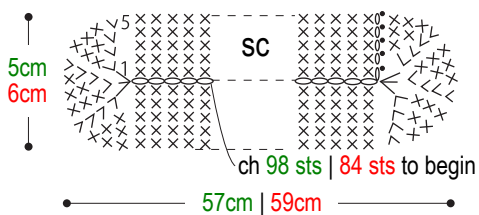
Bottom & sides



	A	B	C
bottom	#77 grape	#75 apple green	#80 peach
sides	#73 sand beige	#71 white lily	#71 white lily
handle	#73 sand beige	#71 white lily	#71 white lily

Handle (make 2)

- A: 4.0mm hook
- B: 3.5mm hook
- C: 3.5mm hook



Finishing

