

212-638bag Amian Rose Bag



Suggested yarn:

- Pierrot Yarns Amian Space Dyed [100% washable Japanese paper; 94 yds/86m per 1.41 oz./40g skein]; color #05 moss green/brown, 5 skeins [165g]
- Pierrot Yarns Amian [100% washable Japanese paper; 94 yds/86m per 1.41 oz./40g skein];
 - color #23 poppy red, 1 skein [20g]
 - color #22 teal green, 1 skein [15g]

Tools/Notions:

- 3.5mm (US E) crochet hook or size necessary to achieve gauge

Finished measurements:

- mouth of bag (circumference) 83cm/32.68"
- depth 26.5cm/10.43"

Gauge (10cm/4" square):

- single crochet (US): 19.5 sts and 17 rows

Gauge may vary according to individual crochet style. Change hook size if necessary to achieve gauge. Alternatively, rework pattern with your own gauge measurements.

Crochet Tips

Bottom: Chain to begin; working first round into bottom loops of chain, work sc in the round, increasing as indicated.

Sides: Continuing on from bottom, work 1 round of sc tbl. Then work in sc, bpsc, and pattern stitch without increasing or decreasing.

Handles: Chain to begin; working first row into bottom loops of chain, work in sc. Whipstitch as shown in schematic.

Finishing: Seam handles to body of bag where indicated.

Abbreviations:


bpsc = back post single crochet (US)

ch = chain

sc = single crochet (US)

sc tbl = single crochet (US) through back loop only

Bag instructions (3.5mm hook)



Sides

round #	st count	
3	162 sts	} edging
2	162 sts	
1	162 sts	
12	162 sts (+1 st)	} pattern st
11	161 sts	
~	~	} work even
2	161 sts	
1	161 sts (-1 st)	} pattern st
31	162 sts	
30	162 sts (+6 sts)	} work even
29	156 sts	
28	156 sts	} work even
27	156 sts	
26	156 sts (+6 sts)	} work even
25	150 sts	
24	150 sts	} work even
23	150 sts	
22	150 sts (+6 sts)	} work even
21	144 sts	
20	144 sts	} work even
19	144 sts	
18	144 sts (+6 sts)	} work even
17	138 sts	
16	138 sts	} work even
15	138 sts	
14	138 sts (+6 sts)	} work even
13	132 sts	
12	132 sts	} work even
11	132 sts (+6 sts)	
10	126 sts	} work even
9	126 sts	
8	126 sts (+6 sts)	} work even
7	120 sts	
6	120 sts	} work even
5	120 sts (+6 sts)	
4	114 sts (work even)	} work even
3	114 sts (+6 sts)	
2	108 sts	} work even
1	108 sts	

Bottom

round #	st count
8	108 sts
7	102 sts
6	96 sts
5	90 sts
4	84 sts
3	78 sts
2	72 sts
1	66 sts

+6 sts

ch30 to begin

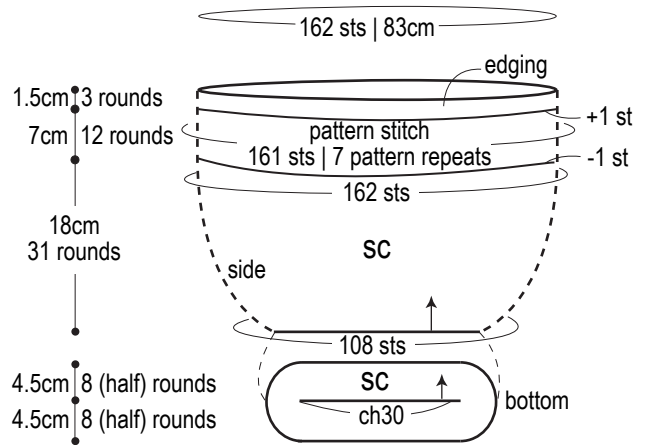
- = #23 poppy red
- = #22 teal green

Elsewhere, use Amian Space Dyed.

- ⊗ = back post single crochet (US)
- ⊗ = sc through back loop only
- ⊗ = crab stitch

※The pattern stitch involves colorwork.

Bag (3.5mm hook)



⊗ back post single crochet instructions

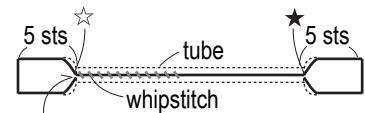
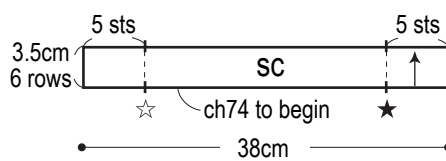


1. Insert hook as indicated from back to front. Draw up a loop on hook, and draw through as shown.

2. Draw up a loop on hook as shown; pass through all loops on hook.

3. Repeat steps 1-2.

Handles (3.5mm hook)



※If desired, insert folded piece of teknorote or wire (approx. 34cm long) into handle to stiffen it. (Stiff polypropylene monofilament may be used as a substitute for teknorote.)

Finishing

