

# amicomo10-6 Cotton Neat Bag



## Suggested yarn:

- large bag: Pierrot Yarns Cotton Neat [100% cotton; 58 yds/53m per 1.41 oz./40g skein];
  - color #614 cream beige, 6 skeins [225g]
  - color #607 navy blue, 1 skein [20g]
  - color #605 blue, 1 skein [10g]
  - color #608 violet, 1 skein [10g]
- small bag: Pierrot Yarns Cotton Neat S [100% cotton; 104 yds/95m per 1.41 oz./40g skein];
  - color #20 limelight, 3 skeins [115g]
  - color #26 carmine, 1 skein [15g]
  - color #09 navy, 1 skein [10g]
  - color #34 beige, 1 skein [10g]

## Tools/Notions:

- 2.5mm (approx. US B) and 3.5mm (US E) crochet hooks or sizes necessary to achieve gauge

## Finished measurements:

- large bag:
  - length (including handles) 77.5cm/30.51"
  - width 28cm/11.02"
- small bag:
  - length (including handles) 59.5cm/23.43"
  - width 22.5cm/8.89"

## Gauge (10cm/4" square):

- single crochet (US), large bag: 19 sts and 21 rounds
- single crochet (US), small bag: 23.5 sts and 27 rounds

*Gauge may vary according to individual crochet style. Change hook size if necessary to achieve gauge. Alternatively, rework pattern with your own gauge measurements.*

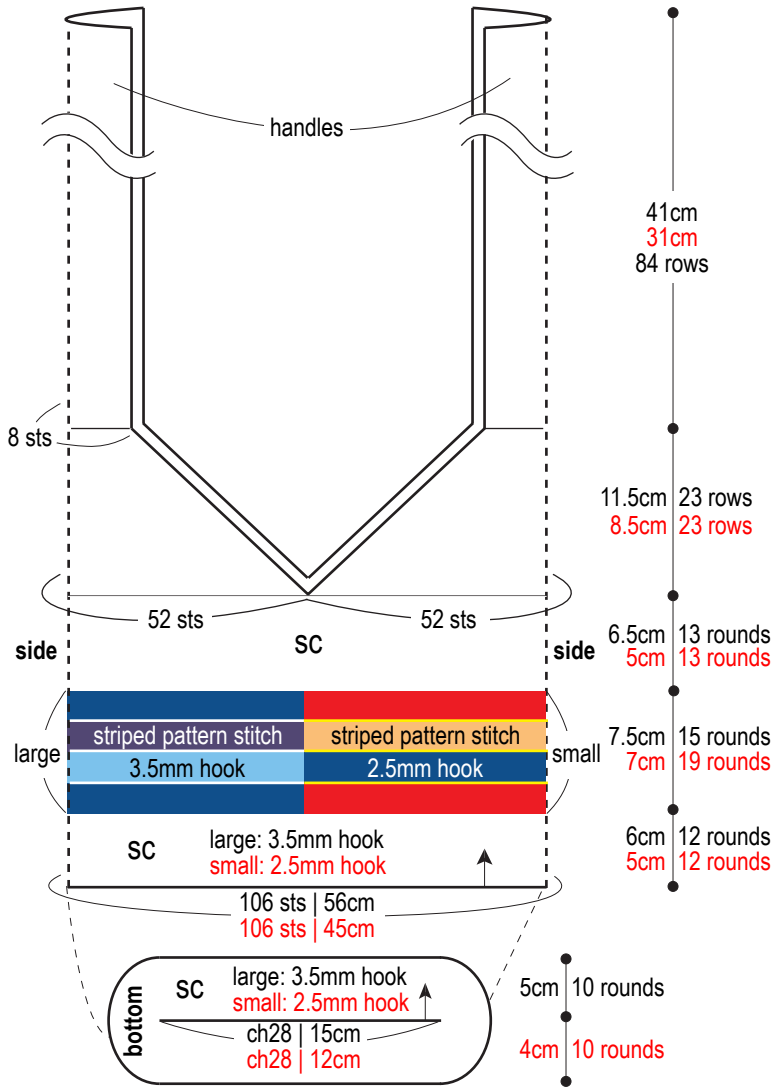
## Crochet Tips

Make chain to begin, working first round into bottom loops of chain. Work bottom in single crochet (US), increasing as indicated. Continue to sides, working in single crochet (US) and pattern stitch. Crochet handle, then whipstitch to bag where shown. Work edging on handles in the round.

## Abbreviations:

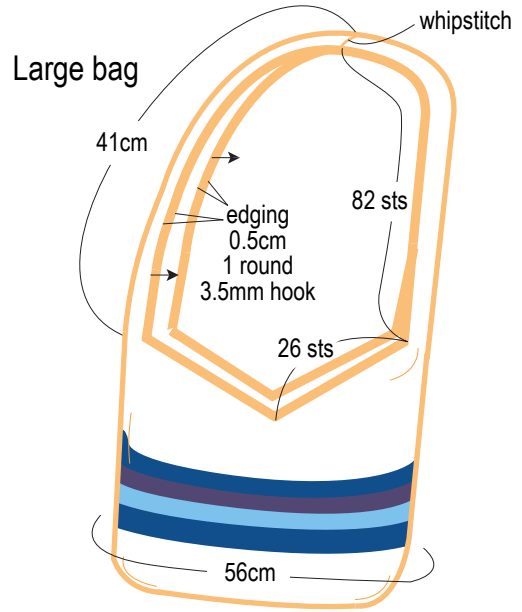
ch = chain  
sc = single crochet (US)

# Bag

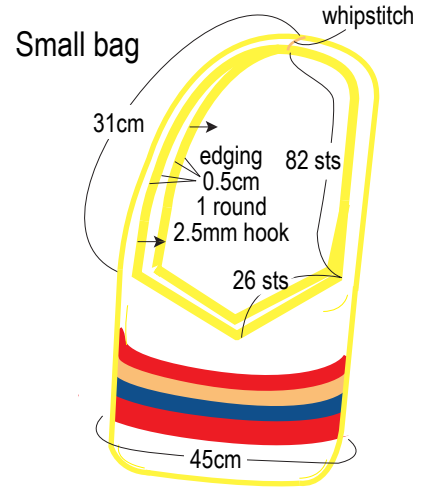
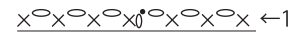


\*red text = small bag

# Finishing

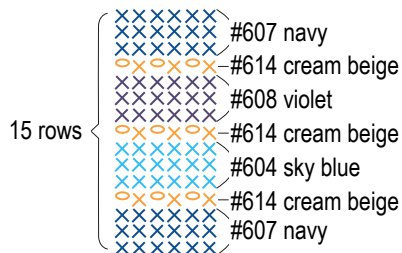


# Edging



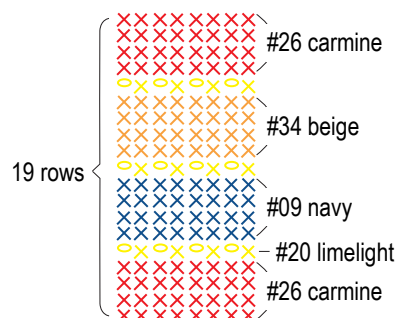
## Large bag

striped pattern stitch  
3.5mm hook



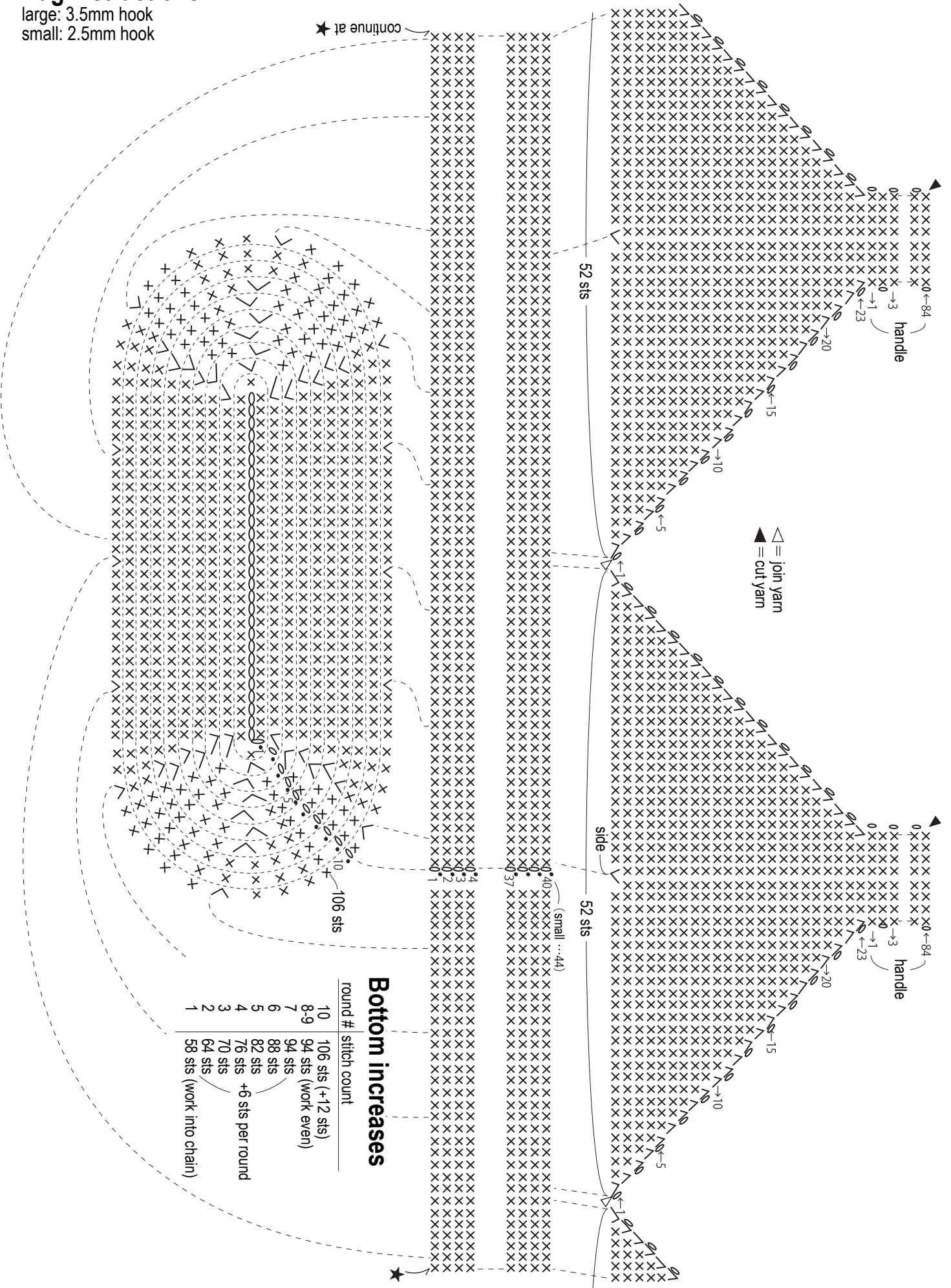
## Small bag

striped pattern stitch  
2.5mm hook



# Bag instructions

large: 3.5mm hook  
small: 2.5mm hook



## Bottom increases

round #	stitch count
10	106 sts (+12 sts)
8-9	94 sts (work even)
7	94 sts
6	88 sts
5	82 sts
4	76 sts
3	70 sts
2	64 sts
1	58 sts (work into chain)