

212ss-30 Tre Baby Soakers & Skirt



Suggested yarn:

- soakers:
 - Pierrot Yarns Amijin Cotton 100 [100% organic cotton; 137 yds/125m per 1.06 oz./30g skein]; color #3 grandrelle beige, 3 skeins [70g]
 - Pierrot Yarns Marble Organic [100% organic cotton; 77 yds/70m per 1.06 oz./30g skein]; color #24 white/pink marble, 1 skein [15g]
- skirt:
 - Pierrot Yarns Tre [100% cotton; 98 yds/90m per 1.06 oz./30g skein]; color #2 vanilla cream, 3 skeins [65g]

Tools/Notions:

- 3.0mm (approx. US C or D) crochet hook or size necessary to achieve gauge
- 3.6mm (approx. US 3) straight knitting needles or size necessary to achieve gauge
- 3.3mm (approx. US 4 or 5) double-pointed knitting needles or size necessary to achieve gauge
- elastic for waistband (1.5cm/0.59" wide, 51cm/20.09" long)

Finished measurements:

- soakers: waist 50cm/19.69"
- soakers: crotch rise 23cm/9.06"
- skirt: length 19cm/7.48"

Gauge (10cm/4" square):

- stockinette stitch (Amijin Cotton 100): 21 sts and 27.5 rows
- k1p1 ribbing (Amijin Cotton 100): 22.5 sts and 28 rows
- pattern stitch (Tre): 26.5 sts and 14 rows

Gauge may vary according to individual knitting/crochet style. Change needle/hook size if necessary to achieve gauge. Alternatively, rework pattern with your own gauge measurements.

Knitting & Crochet Tips

Right and left leg: Cast on with crochet provisional cast-on method. Work in stockinette stitch according to schematic. Reverse shaping for left leg.

Waistband: Cast on with long-tail cast-on method. Work k1p1 ribbing in the round. Bind off in pattern.

Soaker finishing: Seam crotch rise from front to back continuously with mattress stitch. Pick up stitches where shown on waistband; work belt section in k1p1 ribbing in the round. Pick up live stitches from provisional cast-on edge on each leg; work cuffs in k1p1 ribbing in the round. Bind off cuffs in the same manner as waistband. Fold where shown and sew down, threading elastic through casing. Seam waistband to inside of belt.

Skirt: Work chain to begin, and work in pattern stitch in the round, making sure to work first round into bottom loops of chain. Continue to edging A. Work edging B in the round around hem. Crochet cord and thread through skirt where shown..

Abbreviations:

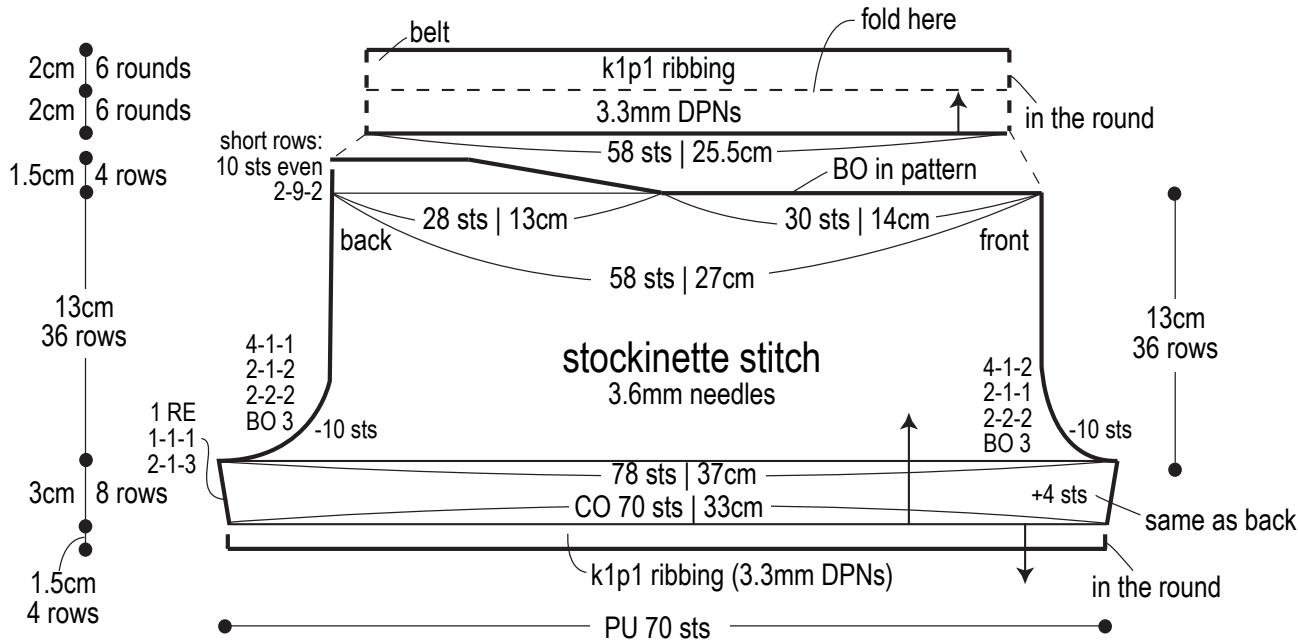
BO = bind off
ch = chain stitch

CO = cast on
DPNs = double-pointed needles

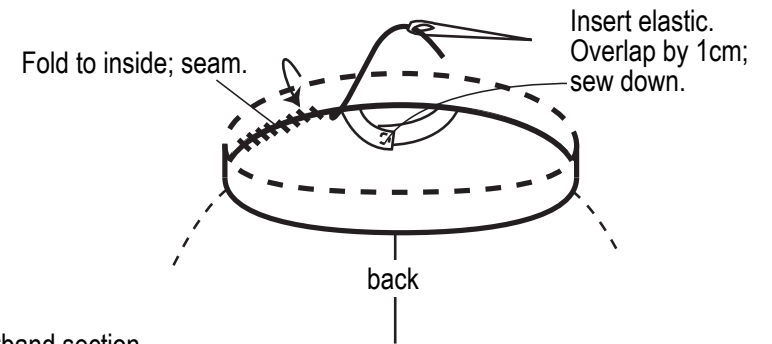
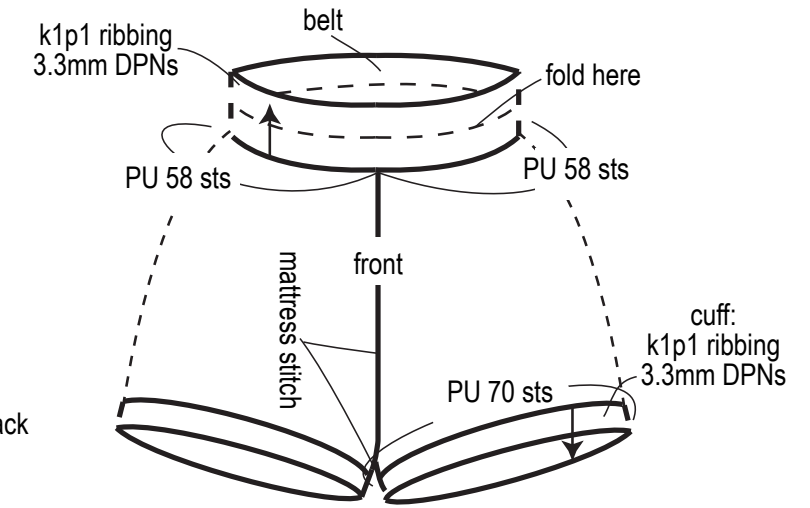
PU = pick up
RE = row(s) even

#-#-# = rows-stitches-times

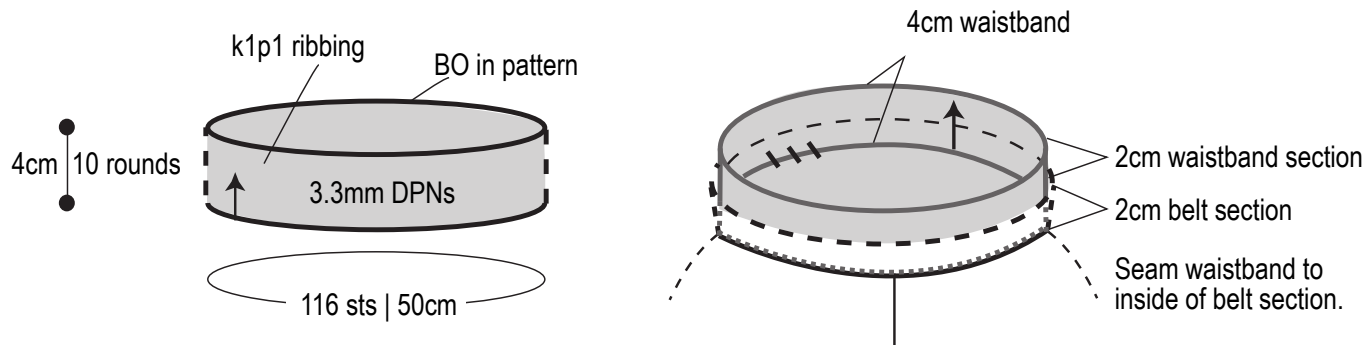
Right leg (Amijin Cotton 100)



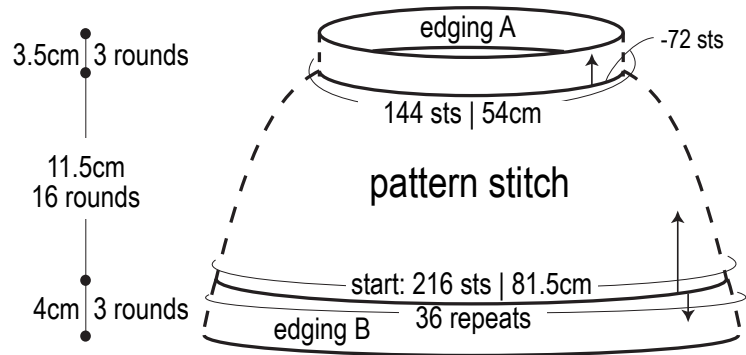
Belt & finishing



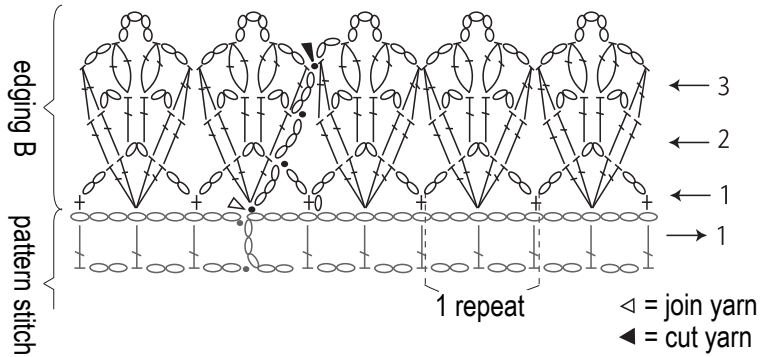
Waistband (Marble Organic)



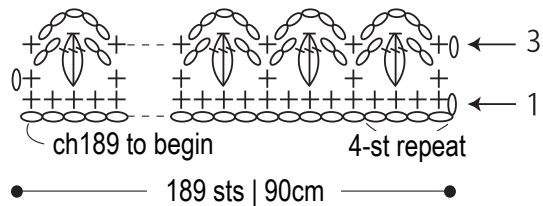
Skirt (3.0mm hook, Tre)



Edging B (3.0mm hook, Tre)



Cord (3.0mm hook, Tre)



Pattern stitch & Edging A (3.0mm hook, Tre)

