

# 211w-07 Aspen Mittens



## Suggested yarn:

- Botto Poala Aspen 3 [100% cashmere; 107 yds/98m per 0.88 oz./25g skein];
  - color #01 off-white, 1 skein [5g]
  - color #11 red, 1 skein [25g]
  - color #15 navy, 1 skein [15g]

## Tools/Notions:

- 2.7mm (approx. US 2) and 3.3mm (approx. US 3) double-pointed needles or sizes necessary to achieve gauge

## Finished measurements:

- palm circumference 21cm/8.27"

## Gauge (10cm/4" square):

- pattern stitch A, B, and C: 26 sts and 29 rows
- stockinette stitch: 26 sts and 29 rows

*Gauge may vary according to individual knitting style. Change needle size if necessary to achieve gauge. Alternatively, rework pattern with your own gauge measurements.*

## Knitting Tips

**Body of mitten:** Cast on with long-tail cast-on method. Work k2p2 ribbing in the round. Change needle size, then work stranded pattern stitch. When finished, seam where marked with ☆ using Kitchener stitch. Knit thumb stitches on waste yarn (to be removed later when thumb is worked).

**Thumb:** Pick up live stitches from waste yarn. Referring to chart, work thumb in stockinette stitch in the round. On last round, decrease, then thread yarn through remaining stitches. Cinch shut.

※Reverse shaping of right mitten for left mitten.

## Abbreviations:

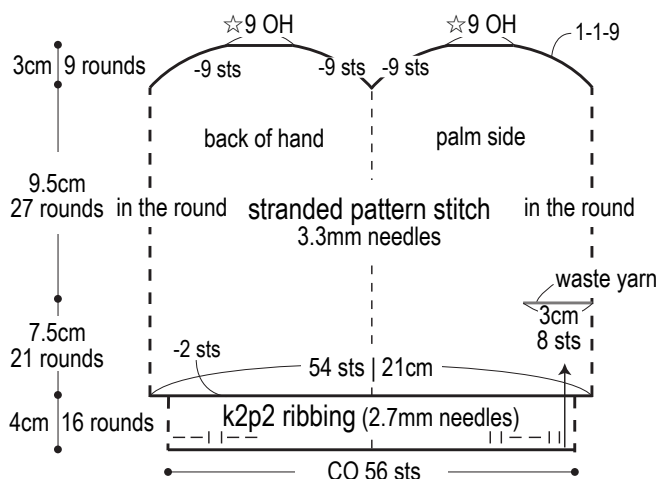
CO = cast on

OH = on hold (i.e., place on stitch holder)

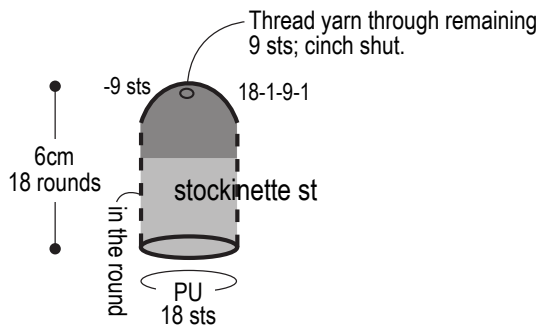
PU = pick up

#-#-#-# = rows-stitches-places-times

### Right mitten (2.7mm & 3.3mm DPNs)



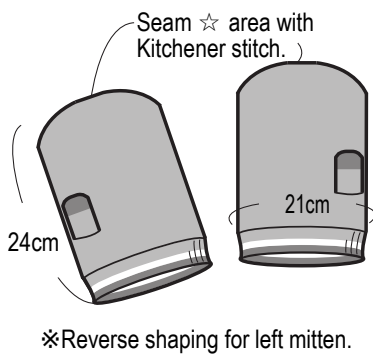
### Thumb (3.3mm DPNs)



### Thumb color sequence

round #	color
13-18	#15 navy
1-12	#11 red

## Finishing



## Pattern stitch

stranded pattern stitch: 3.3mm DPNs  
k2p2 ribbing: 2.7mm DPNs

- = #1 off-white  
 = #11 red  
 = #15 navy

