

28-17 Platinum Kirakira Cotton Short Bolero



Suggested yarn:

- Pierrot Yarns Platinum Kirakira Cotton [51% acrylic, 49% cotton; 85 yds/78m per 1.41 oz./40g skein]; color #63 cream, 7 skeins [260g]

Tools/Notions:

- 3.0mm (approx. US C or D) crochet hook or size necessary to achieve gauge

Finished measurements:

- back width 47cm/18.50"
- length 38cm/14.96"

Gauge:

- pattern stitch: 2 pattern repeats and 8 rows = 8cm/3.15" square

Gauge may vary according to individual crochet style. Change hook size if necessary to achieve gauge. Alternatively, rework pattern with your own gauge measurements.

Crochet Tips

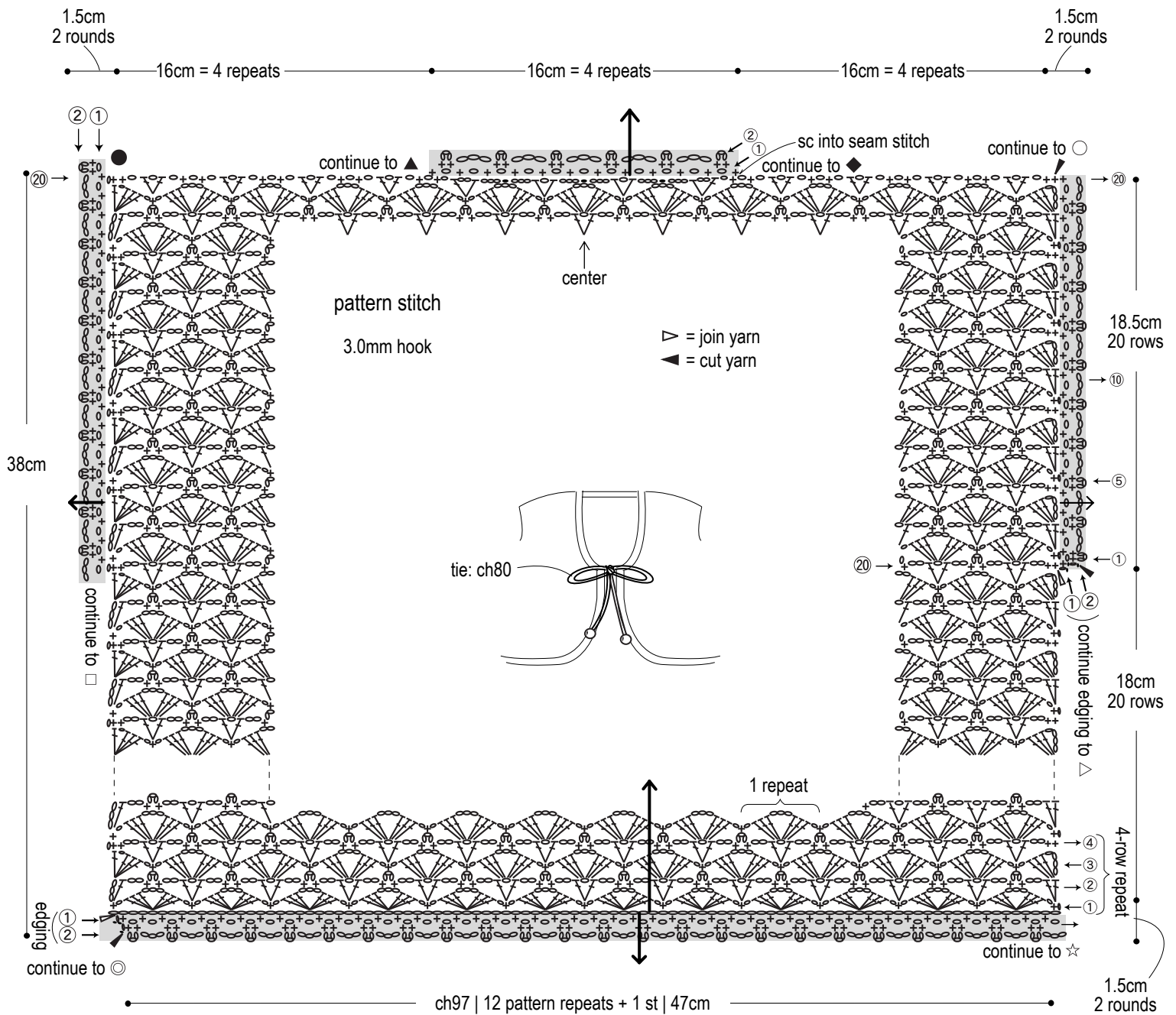
Body: Chain to begin. Working first row into bottom loops of chain, work in pattern stitch according to schematics. Seam shoulders and sides with chain seam (alternating ch1 and sc1 as needed).

Finishing: Work edging along hem, front edges, and neckline. On first round of edging, when working single crochet (US) stitches into ch or dc from previous row, work stitch around entire ch or dc stitch.

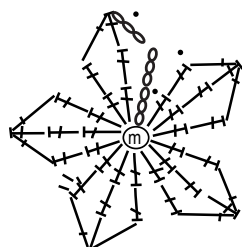
Abbreviations:

- ch = chain
- dc = double crochet (US)
- m = magic ring
- sc = single crochet (US)

Back body



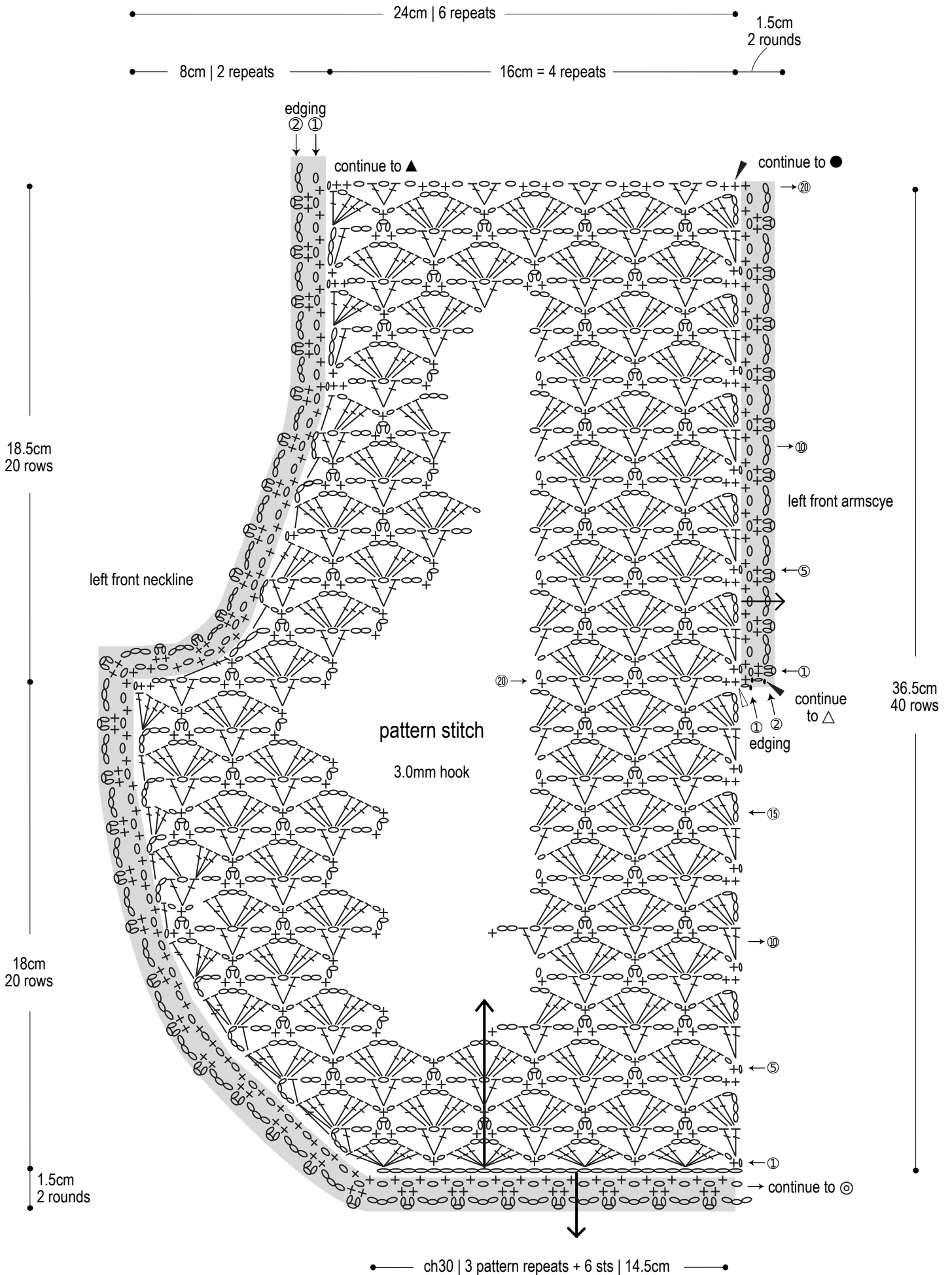
Pom-pom instructions



round 1: 15 sts
 round 2: 15 sts
 round 3: 5 sts (-10 sts)

Thread yarn through remaining
 5 sts and cinch shut.

Left front



Right front

