

2728-OM057 Granny Square Blanket



Suggested yarn:

- Pierrot Yarns Junmo Namibuto2 [100% superwash wool; 79 yds/72m per 1.41 oz./40g skein];
 - color #1 off-white, 6 skeins [240g]
 - color #10 yellow green, 7 skeins [260g]
 - color #27 light apricot, 6 skeins [240g]
 - color #5 golden orange, 5 skeins [200g]

Tools/Notions:

- 4.0mm (US G) crochet hook or size necessary to achieve gauge

Finished measurements:

- 119cm/46.85" square

Gauge:


- each motif should measure 9.5cm/3.74" square

Gauge may vary according to individual crochet style. Change hook size if necessary to achieve gauge. Alternatively, rework pattern with your own gauge measurements.

Crochet Tips


Blanket: Chain to begin; crochet one motif A. Starting from second motif, join to motif B as you go using slip stitch as shown in schematics. Crochet edging.

Motif joining order (Join in order from #1 to #144.)



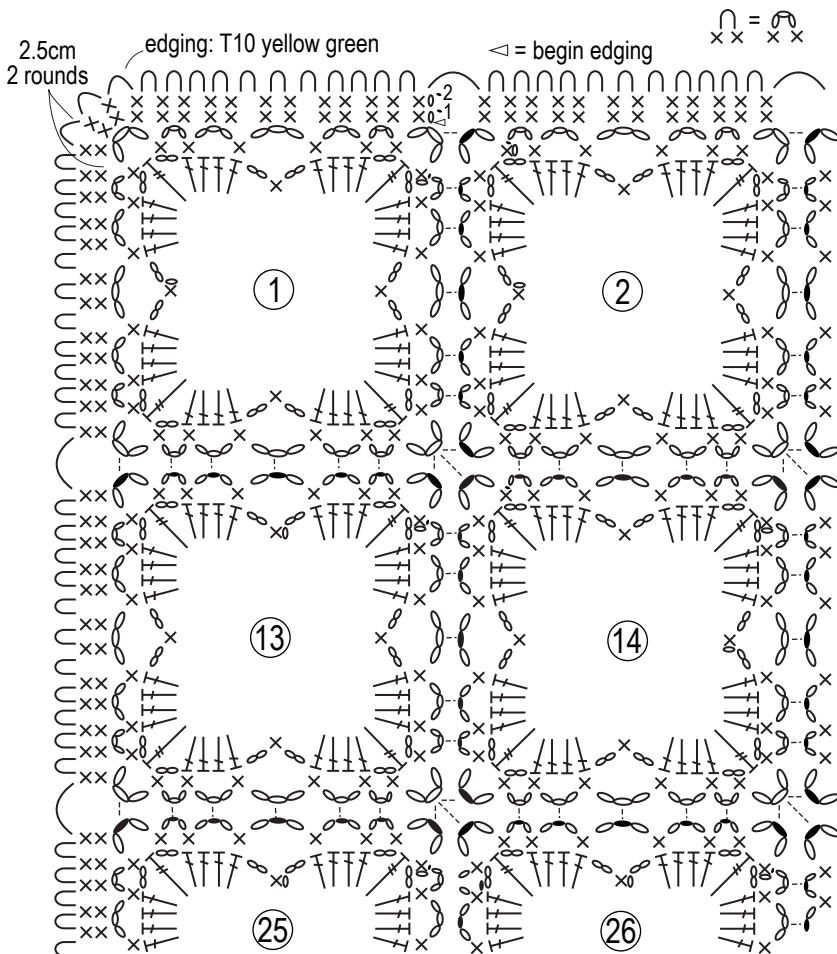
Motif A instructions

- round 1 = T1 off-white
 - round 2 = T10 yellow green
 - round 3 = T27 light apricot
 - round 4 = T5 golden orange
- ▽ = join yarn
▲ = cut yarn




9.5cm

Joining method and edging



Motif B instructions

- round 1 = T10 yellow green
 - round 2 = T5 golden orange
 - round 4 = T1 off-white
 - round 5 = T27 light apricot
- ▽ = join yarn
▲ = cut yarn



9.5cm