

amicomo9-7 Tedama Bag



Suggested yarn:

- Pierrot Yarns Junmo Namibuto2 [100% superwash wool; 79 yds/72m per 1.41 oz./40g skein];
 - color #20 deep red, 3 skeins [85g]
 - color #18 pansy, 1 skein [40g]

Tools/Notions:

- 3.6mm (approx. US 4 or 5) knitting needles or size necessary to achieve gauge
- 3.0mm (approx. US C or D) crochet hook or size necessary to achieve gauge
- 1 piece of cardboard, 12cm/4.72" square

Finished measurements:

- refer to schematics

Gauge (10cm/4" square):

- stockinette stitch: 22 sts and 29.5 rows

Gauge may vary according to individual knitting style. Change needle size if necessary to achieve gauge. Alternatively, rework pattern with your own gauge measurements.

Knitting Tips

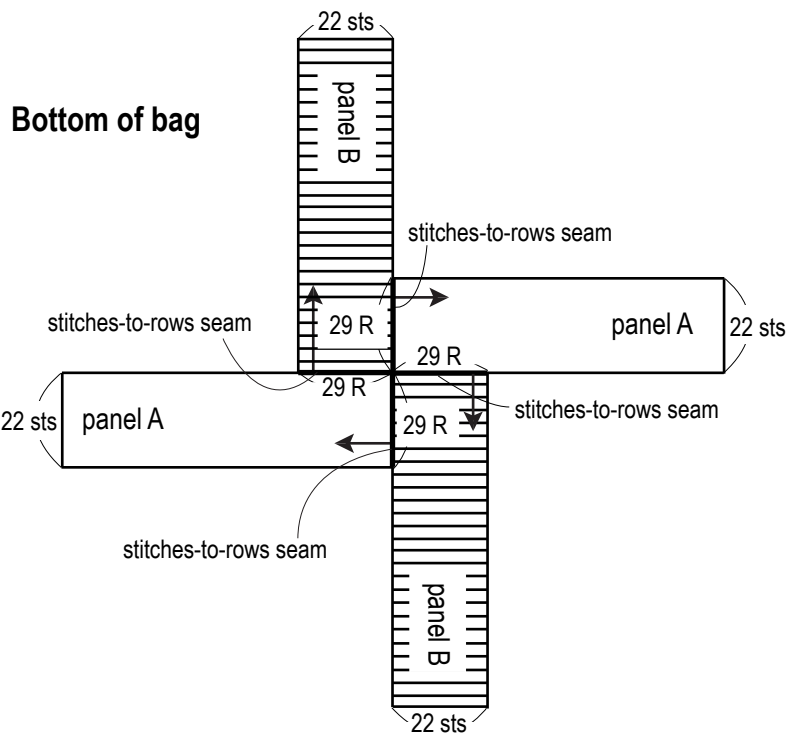
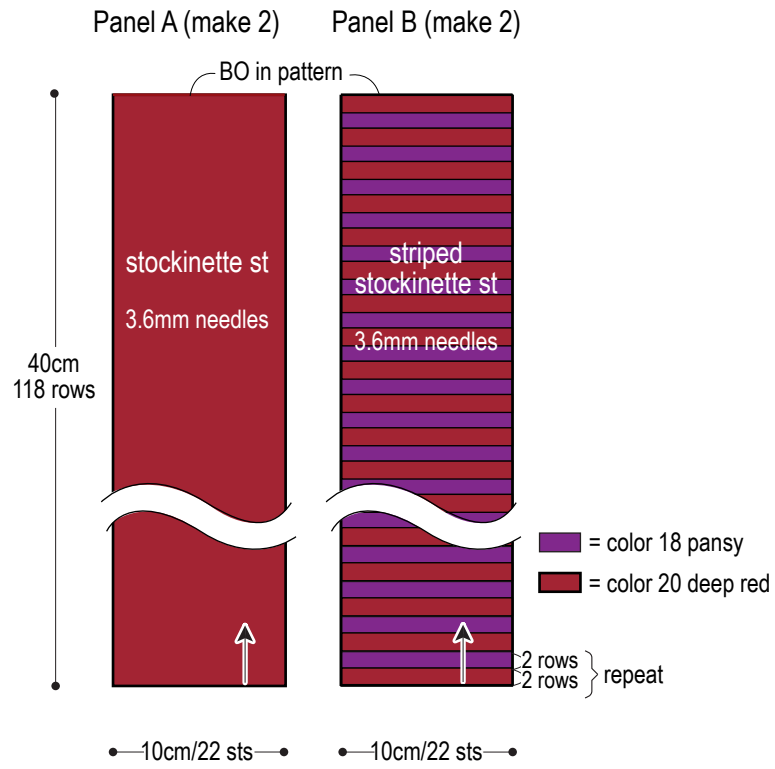
Body: Cast on with long-tail cast-on method and work 2 pieces in stockinette stitch. Work 2 more pieces in striped stockinette stitch. Align all of the parts, referring to schematics. Form bottom of bag by working stitches-to-rows seam. Seam parts that touch (89-row sections as marked) with mattress stitch. Work edging around mouth of bag.

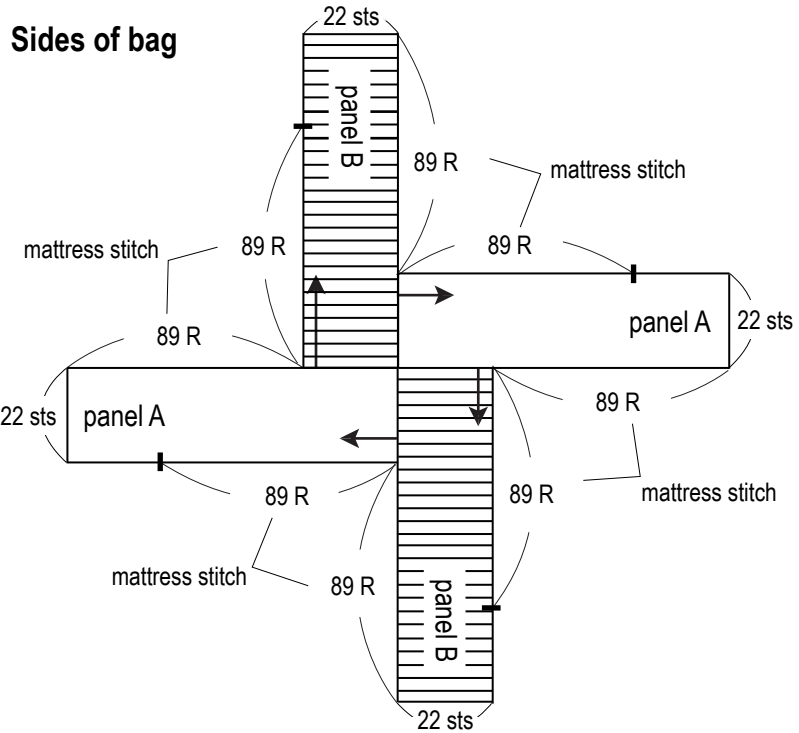
Finishing: Make handles and seam to bag. Insert piece of cardboard into bottom of bag.

Abbreviations:

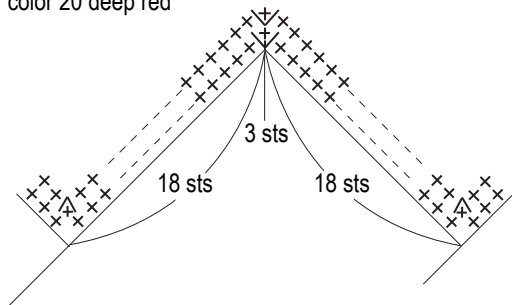
BO = bind off
R = row(s)

Panels for body of bag





Edging (3.0mm hook) color 20 deep red



Finishing

