

23-39 Tawashi



Suggested yarn:

• *original suggestion (now discontinued)*: Pierrot Yarns Meine Rollen Acrylic Gokubuto [100% anti-bacterial odor-resistant acrylic; 61 yds/56m per 1.59 oz./45g skein];

• version A:

- color #1 white, 1 skein [10g]
- color #3 light pink, 1 skein [10g]
- color #18 dark pink, 1 skein [10g]

• version B:

- color #1 white, 1 skein [10g]
- color #9 deep blue, 1 skein [10g]
- color #10 light blue, 1 skein [10g]

• *suggested substitute*: Zakka Acrylic Namibuto [100% anti-bacterial odor-resistant acrylic; 77 yds/70m per 0.88 oz./25g skein]

Tools/Notions:

- 5.1mm (approx. US 8) knitting needles or size necessary to achieve gauge
- 4.0mm (UG G) crochet hook or size necessary to achieve gauge

Finished measurements:

- diameter 17cm/6.69"

Gauge (10cm/4" square):

- no gauge information is provided in the original pattern

Gauge may vary according to individual knitting style. Change needle size if necessary to achieve gauge. Alternatively, rework pattern with your own gauge measurements.

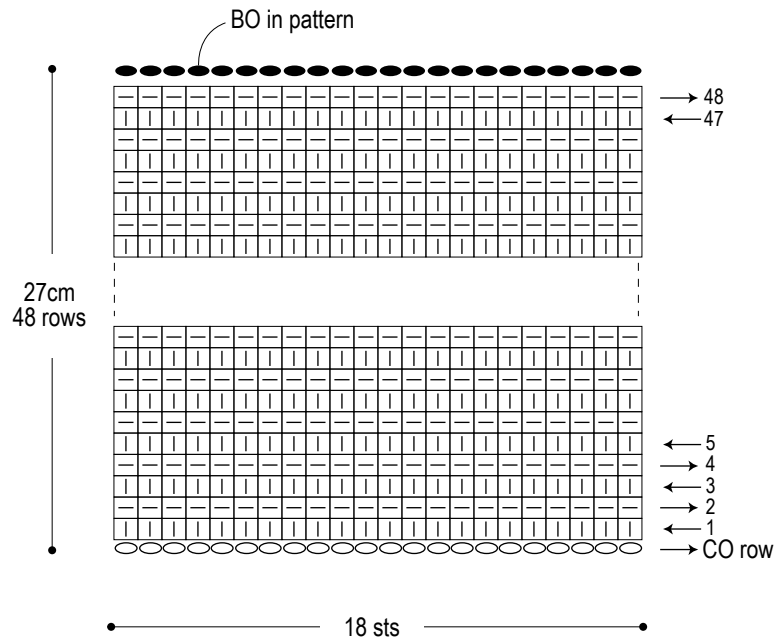
Knitting Tips

With crochet hook, chain to cast on. Pick up stitches from bottom loops of chain and work in garter stitch according to chart. Changing colors every 16 rows, knit a total of 48 rows. Bind off in pattern, then (without breaking yarn) chain 12 with crochet hook to form a loop. Gather center of fabric and tie tightly.

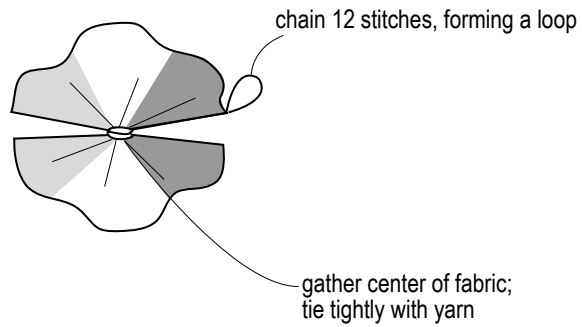
Abbreviations:




BO = bind off
CO = cast on

Garter stitch



Finishing



	A	B
	= 18 dark pink	9 deep blue
	= 1 white	1 white
	= 3 light pink	10 light blue