

# 211s-12 Pastel Organic Adjustable Beret



## Suggested yarn:

- Pierrot Yarns Pastel Organic [100% organic cotton; 77 yds/70m per 0.88 oz./25g skein]; color #51 ivory, 4 skeins [85g]

## Tools/Notions:

- 2.5mm (approx. US B or C) crochet hook or size necessary to achieve gauge
- 2 buttons (15mm/0.59")

## Finished measurements:

- head circumference 52cm/20.47"
- length 26.5cm/10.43"

## Gauge (10cm/4" square):

- pattern stitch: 15 sts and 7.5 rows
- single crochet (US): 16 sts and 30 rows

*Gauge may vary according to individual crochet style. Change hook size if necessary to achieve gauge. Alternatively, rework pattern with your own gauge measurements.*

## Crochet Tips

**Body:** Create magic ring and, referring to chart, work 16 rounds in the round from the top down, increasing and decreasing as indicated. Work rows 17 and 18 back and forth in rows.

**Finishing:** Continuing from body of hat, chain 8 to start adjustable tab and work 7 rows of single crochet (US).

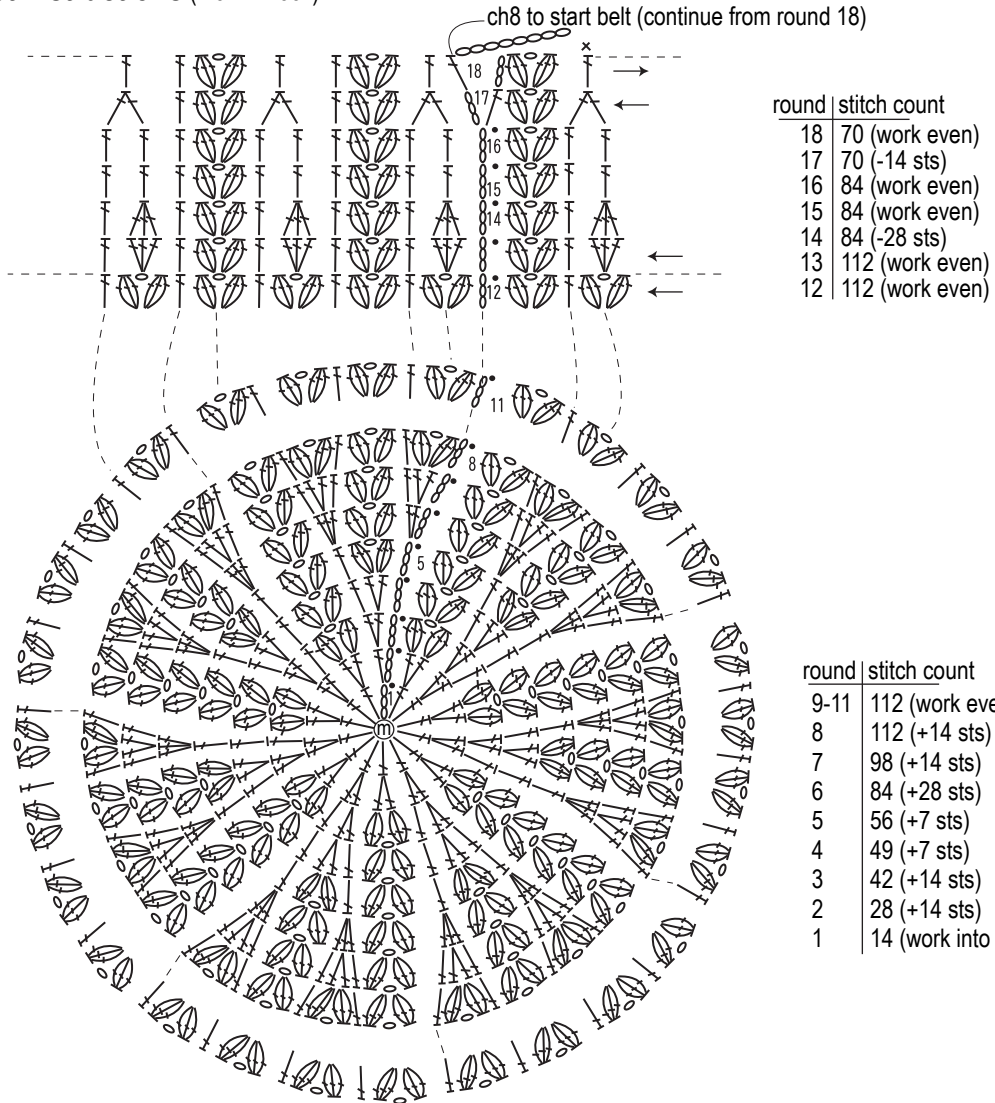
## Abbreviations:

ch = chain

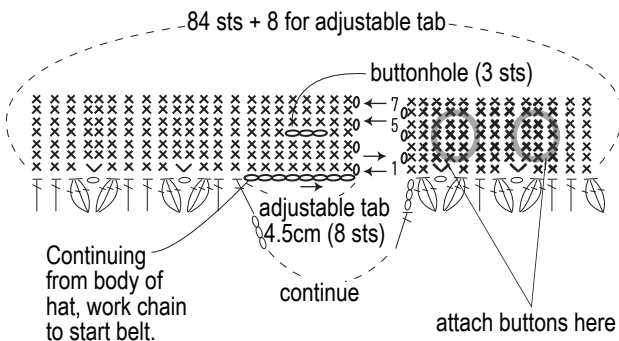
m = magic ring

sc = single crochet (US)

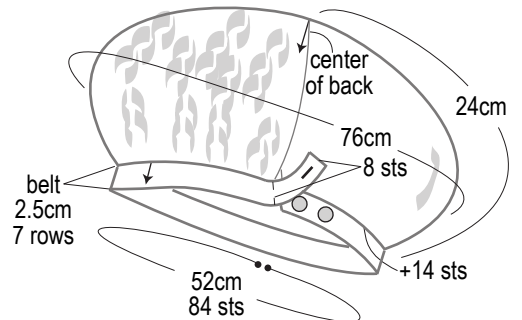
## Beret instructions (2.5mm hook)



## Belt instructions (2.5mm hook)



## Finished item



\* After completing the adjustable tab, you can adjust the finished size of the beret.