

29-55 Beret



Suggested yarn:

- Pierrot Yarns Hokkori Slab [100% wool; 74 yds/68m per 1.41 oz./40g skein]; color #6 navy, 3 skeins [82g]

Tools/Notions:

- 4.0mm (US G) crochet hook or size necessary to achieve gauge

Finished measurements:

- head circumference 52cm/20.47"
- length 23cm/9.06"

Gauge (10cm/4" square):

- single crochet (US): 14 sts and 16 rows

Gauge may vary according to individual crochet style. Change hook size if necessary to achieve gauge. Alternatively, rework pattern with your own gauge measurements.

Crochet Tips

Top: Create magic ring and work pattern stitch in the round according to chart.

Side & crown: Work through round 13 without increasing or decreasing. Starting from round 14, decrease as indicated.

Belt: Working 72 stitches into side/crown, work in single crochet (US) for 4 rounds, then work 1 round of crab stitch.

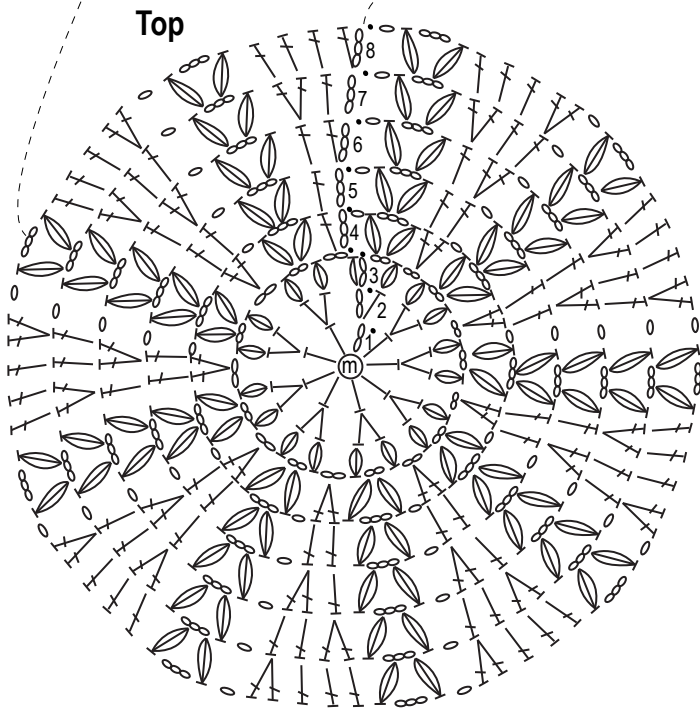
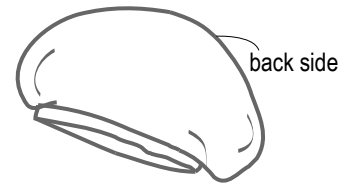
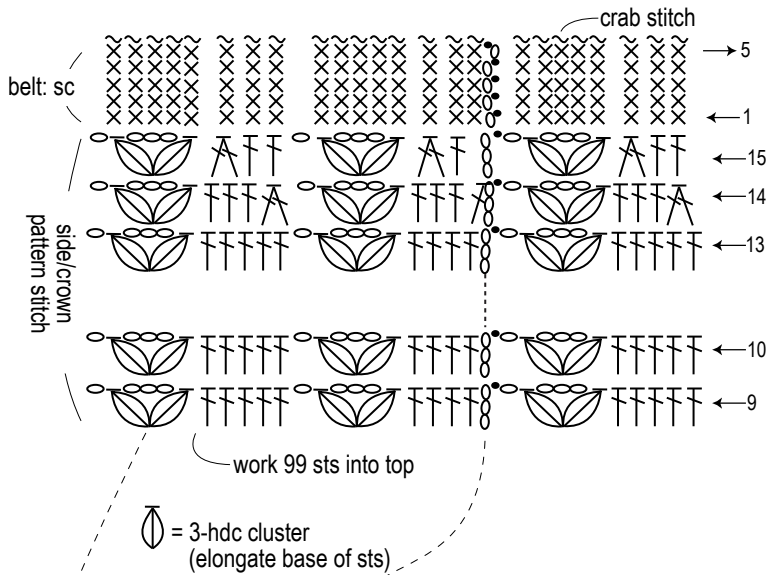
Abbreviations:

hdc = half double crochet (US)

m = magic ring

sc = single crochet (US)

Side/crown & belt (4.0mm hook)



- | | | |
|--|---|---|
| <ul style="list-style-type: none"> rnd 5 = 72 sts ... rnd 2 = 72 sts rnd 1 = 72 sts | } | work even |
| <ul style="list-style-type: none"> rnd 15 = 81 sts rnd 14 = 90 sts rnd 13 = 99 sts ... rnd 9 = 99 sts rnd 8 = 99 sts | } | work even |
| <ul style="list-style-type: none"> rnd 7 = 90 sts rnd 6 = 81 sts rnd 5 = 72 sts | } | +9 sts |
| <ul style="list-style-type: none"> top rnd 4 = 72 sts rnd 3 = 54 sts rnd 2 = 18 sts rnd 1 = 9 sts | } | (work even)
(+18 sts)
(+36 sts)
(+9 sts) |

Beret

