

27-3K Whale Amigurumi

© Pierrot Yarns (Gosyo Co., Ltd.). Translation by Linda Lanz.



Materials

- Pierrot Yarns Yuttari Acrylic [100% antibacterial deodorant acrylic; 73 yds/67m per 1.41 oz./40g skein];
 - color #93 dark gray; 2 skeins [approx. 80g]
 - color #84 saxe blue; 1 skein [small amount]
- 4.0mm (US G) crochet hook or size necessary to achieve gauge
- 20cm/7.87" length of wire
- small amount red and white felt
- small amount cotton or polyfiber stuffing

Gauge

- single crochet (US): 15 sts and 16 rows = 10cm/4" square

Finished measurements

- please see schematics

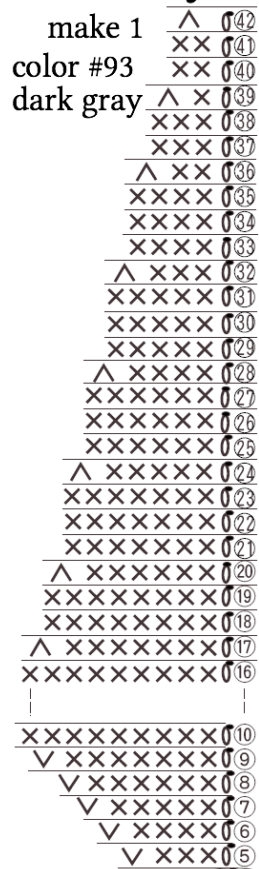
Crochet Tips

Create magic ring and crochet through round 9 according to schematics, increasing as indicated. Work round 10-16 even, and starting from round 17, work decreases. Insert stuffing into body. Crochet two flippers, place them together, and seam them together by working single crochet (US) edging around both of them. Crochet two fins. Whipstitch various body parts to body. Draw lines on white felt to create mouth; attach to body. Make eyes out of felt and attach to body. Create water spout by working single crochet (US) stitches around wire; attach to body.

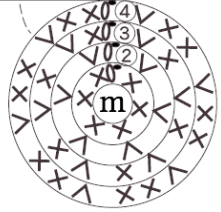
※ If desired, attach frog and seagull to back of whale amigurumi.

Abbreviations: m = magic ring; sc = single crochet (US)

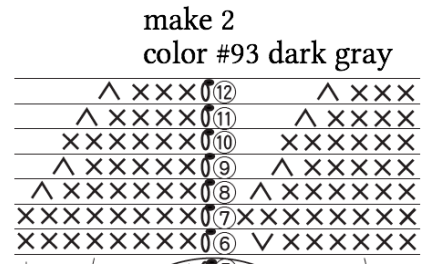
●body



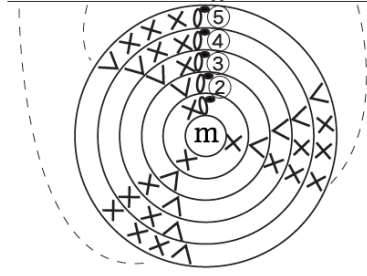
round	st count	
1	6 sts	
2	12 sts	+6 sts
3	18 sts	+6 sts
4	24 sts	+6 sts
5	30 sts	+6 sts
6	36 sts	+6 sts
7	42 sts	+6 sts
8	48 sts	+6 sts
9	54 sts	+6 sts
10-16	54 sts	
17	48 sts	-6 sts
18-19	48 sts	
20	42 sts	-6 sts
21-23	42 sts	
24	36 sts	-6 sts
25-27	36 sts	
28	30 sts	-6 sts
29-31	30 sts	
32	24 sts	-6 sts
33-35	24 sts	
36	18 sts	-6 sts
37-38	18 sts	
39	12 sts	-6 sts
40-41	12 sts	
42	6 sts	-6 sts



●fin



round	st count	
1	3 sts	+3 sts
2	6 sts	+3 sts
3	9 sts	+3 sts
4	12 sts	+3 sts
5	15 sts	+3 sts
6	16 sts	+1 st
7	16 sts	
8	14 sts	-2 sts
9	12 sts	-2 sts
10	12 sts	
11	10 sts	-2 sts
12	8 sts	-2 sts



●flipper make 2



Overlap 2 flippers; work sc edging.

Work sc stitches around wire with #84 saxe blue; bend into desired shape and fasten to body.

