

29-21 Granny Square Shawl

© Pierrot Yarns (Gosyo Co., Ltd.). Translation by Linda Lanz.



Materials

- Pierrot Yarns Silk100 Bouclé Fingering [100% silk; 273 yds/250m per 1.76 oz./50g cone];
 - color #4501 white; 4 cones [170g]
 - color #4516 beige brown; 1 cone [30g]
 - color #4523 smoky violet; 1 cone [40g]
- 2.5mm (approx. US B or C) crochet hook or size necessary to achieve gauge

Gauge

- each motif measures 6.5cm/2.56" square

Finished measurements

- width 40cm/15.75" • length 170cm/66.93"

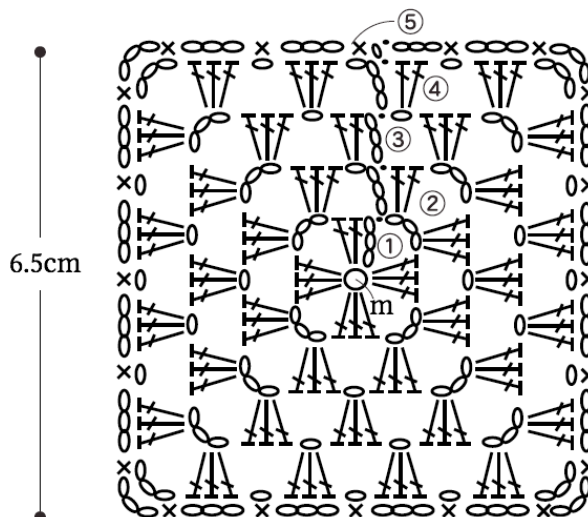
Crochet Tips

Motifs: Create magic ring and crochet. Starting from the second motif, join motifs as you go by working slip stitch on fifth round. Make and join 115 motifs in all. ※Refer to schematics for color sequences and placement.

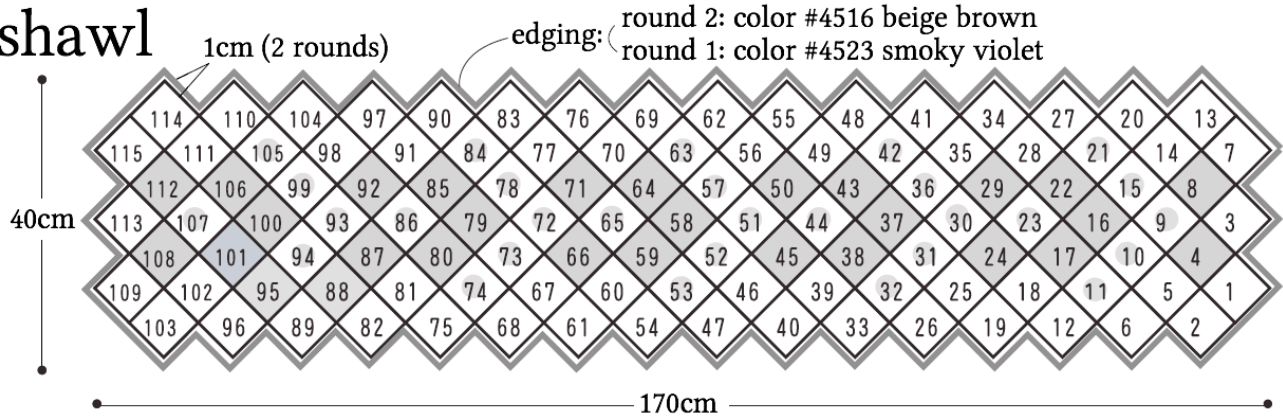
Finishing: Crochet two rounds of edging.




Abbreviations: m = magic ring

● motif instructions



●shawl



-  58 motifs: color #4501 white
-  27 motifs: color #4523 smoky violet
-  30 motifs: rounds 1-2 with color #4516 beige brown; rounds 3-5 with color #4501 white

