

25-26-24 Pure Cashmere 100 Vest

© Pierrot Yarns (Gosyo Co., Ltd.). Translation by Linda Lanz.



Materials

- Pierrot Yarns Pure Cashmere 100 [100% cashmere; 79 yds/72m per 0.71 oz./20g skein]; color #6 light charcoal; 15 skeins [300g]
- 4.8mm (approx. US 8) and 5.4mm (approx. US 9) straight knitting needles or sizes necessary to achieve gauge
- 4.8mm (approx. US 8) circular knitting needle or size necessary to achieve gauge

Gauge

- pattern stitches A and B: 16 sts and 19 rows = 10cm/4" square

Finished measurements

- chest 108cm/42.52"
- cross back width 41cm/16.14"
- length 63cm/24.80"

Knitting Tips

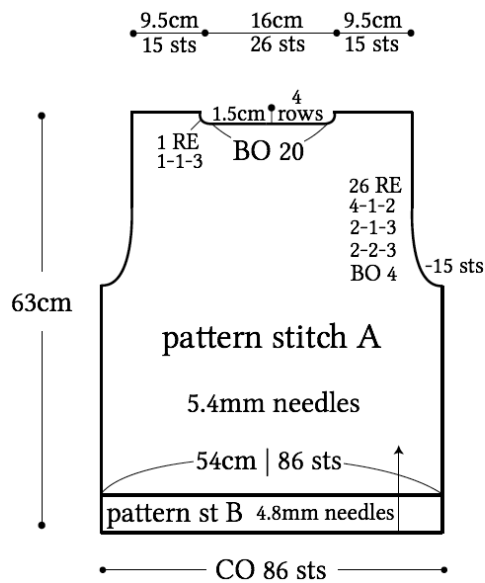
※ Entire garment worked with two strands of yarn held together.

Body: Cast on with long-tail cast-on method and begin knitting, first in pattern stitch B, then in pattern stitch A. Shape armscyes and neckline by binding off where indicated and working decreases at edges.

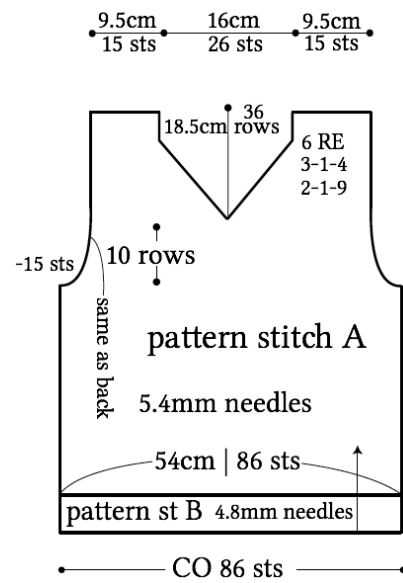
Finishing: Join shoulders with three-needle bind-off. Seam sides with mattress stitch. Pick up stitches around armscyes and neckline; work k1p1 ribbing, then bind off with 1x1 tubular bind-off. (Pick up 1 stitch at center of neckline.)

Abbreviations: BO = bind off; CO = cast on; PU = pick up; RE = row(s) even

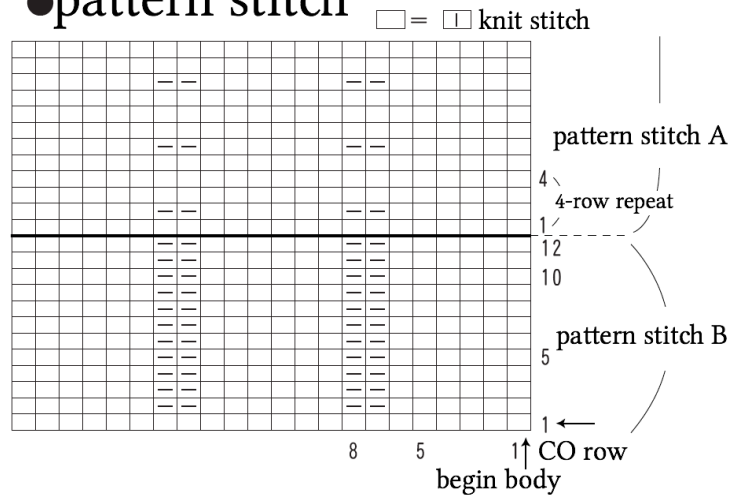
●back



●front



●pattern stitch



●collar, armscyes

k1p1 ribbing, 4.8mm needles

