

27-11 Cape Shawl

© Pierrot Yarns (Gosyo Co., Ltd.). Translation by Linda Lanz.



Materials

- Pierrot Yarns Atoll Colorful Tape [100% acrylic; 82 yds/75m per 1.41 oz./40g skein]; color #1; 6 skeins [240g] – *discontinued; please choose appropriate substitute*
- 3.5mm (US E) and 5.0mm (US H) crochet hooks or sizes necessary to achieve gauge

Gauge

- pattern stitch: 1 repeat (22 stitches) = 14.5cm/5.71"; 14 rows = 15.5cm/6.10"

Finished measurements

- length 48cm/18.90"

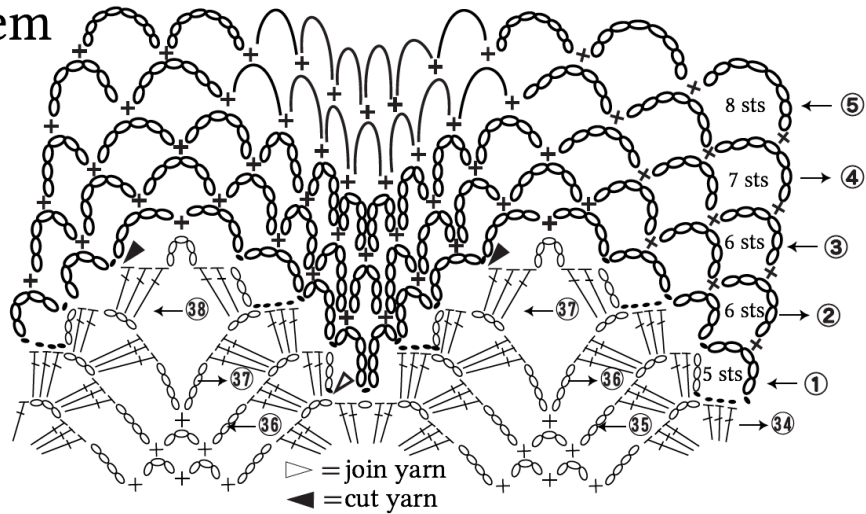
Crochet Tips

Shawl: Chain to cast on and, working first row into bottom loops of chain, work in pattern stitch according to schematics. After crocheting 34 rows, continue on to scallop of hem, joining yarn after every pattern repeat. Continue by working edging B along front edge.

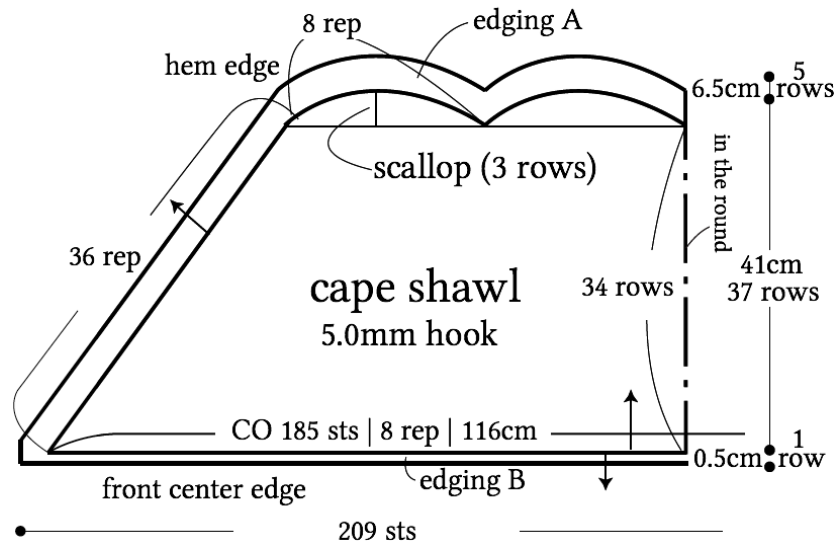
Button: Crochet a button. Stuff button with scrap yarn and cinch shut. Use spaces in pattern stitch as buttonhole. Using steam iron, block fabric into shape.

Abbreviations: CO = cast on; m = magic ring; rep = repeat(s)

●hem

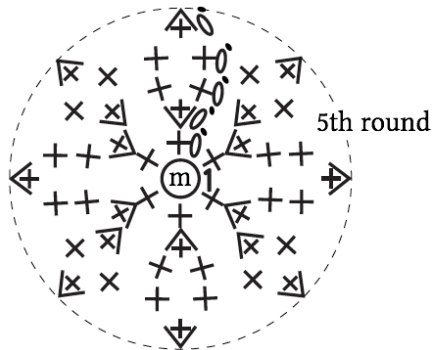


● ——— 109 sts | 9 rep ———



※ **Scallops:** cut yarn after every pattern repeat.

●button
3.0mm hook



●edging A

