

29-54 Carnival Hat

© Pierrot Yarns (Gosyo Co., Ltd.). Translation by Linda Lanz.



Materials

- Pierrot Yarns Carnival Rover [100% wool; 24 yds/22m per 3.53 oz./100g hank]; color #7 natural; 2 hanks [200g]
- Pierrot Yarns Standard [66% rayon, 34% polyester; 481 yds/440m per 1.76 oz./50g cone]; color #5401 gold lamé; 1 cone [25g]
- Pierrot Yarns Kirara [89% acetate, 11% polyester; 1892 yds/1730m per 1.76 oz./50g cone]; color #4824 black; 1 cone [20g]
- 10.0mm (US N/P) crochet hook or size necessary to achieve gauge

Gauge

- double crochet (US): 4.5 sts = 10cm/4" and 1 row = 4cm/1.57"

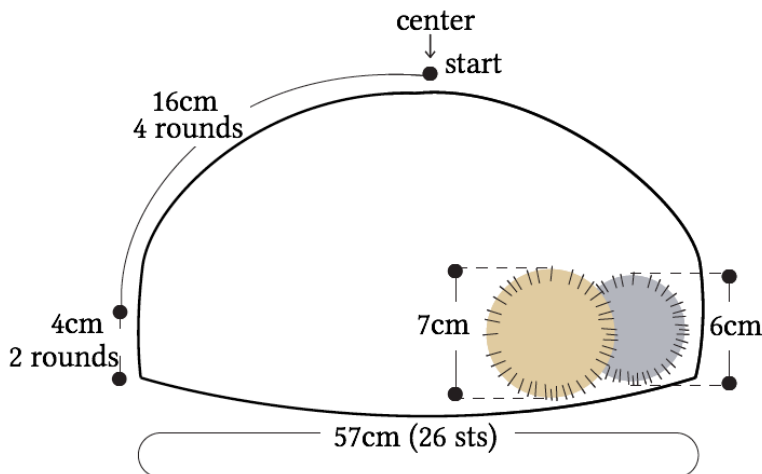
Finished measurements

- head circumference 57cm/22.44"

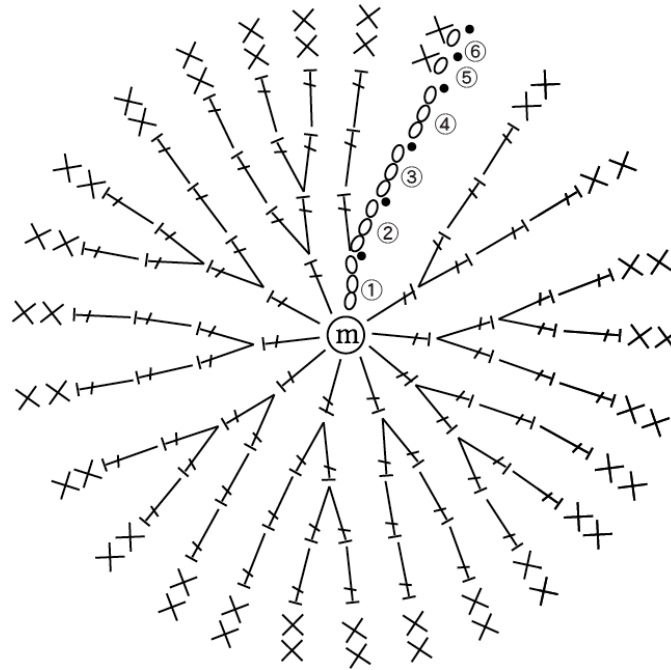
Crochet Tips

Create magic ring, ch3 as turning post, and crochet according to chart. Make 2 pompoms and attach to hat.

●finished item



●hat 6.0mm hook



●pom-pom instructions

diagram 1

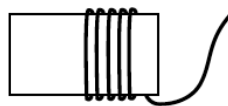


diagram 2



Wrap yarn around cardboard. Remove yarn from cardboard and tie at the middle, then cut the loops formed on each edge. After trimming to achieve perfectly round shape, pom-pom is finished.

※ Since lamé yarn is thin, has little elasticity and is prone to breaking, please use a strong yarn or thread such as kite string to bind the pom-poms tightly.