

210-17 Striped French Sweater

© Pierrot Yarns (Gosyo Co., Ltd.). Translation by Linda Lanz.



Materials

- Pierrot Yarns Cotton Neat [100% cotton; 58 yds/ 53m per 1.41 oz. / 40g skein];
 - color #601 ivory; 3 skeins [95g]
 - color #611 coral pink; 2 skeins [55g]
 - color #612 orange; 2 skeins [55g]
 - color #613 yellow; 4 skeins [130g]
- 4.00mm (US G) crochet hook or size necessary to achieve gauge

Gauge

- pattern stitch (stripes): 17 sts and 8 rows = 10cm/4" square

Finished measurements

- bust 90cm/35.4"
- length 44.5cm/17.5"
- cross back width 46cm/18.1"

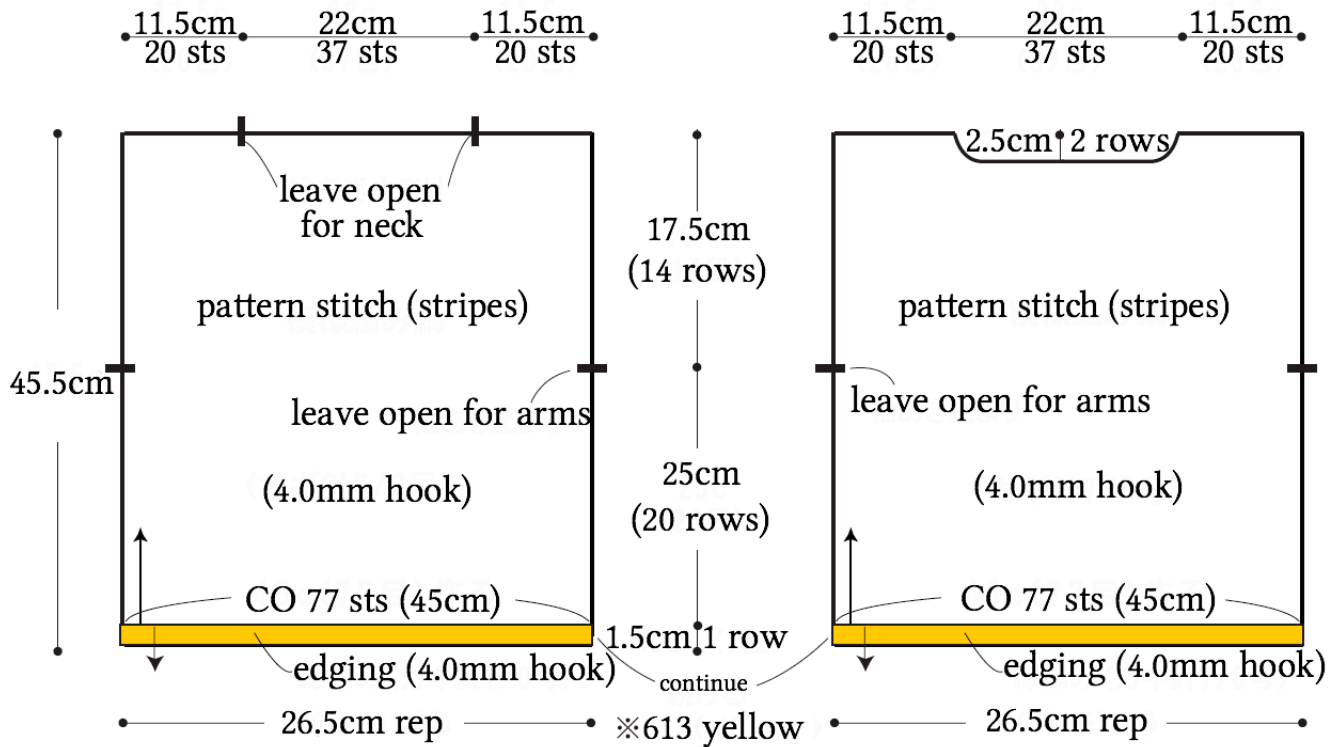
Crochet Tips

Body: Cast on, working into bottom loops of foundation row. Starting at the hem, crochet in pattern stitch (stripes).

Finishing: Join sides with single crochet and chain seam: work single crochet (US) into any *non-chain* stitch, and work 1 chain for every chain stitch in last row. (For pattern stitch, for example, *5sc, ch2, sc, ch2*, rep from * to *.) Join shoulders with woven seam. Work one row of edging on hem, sleeves, and collar.

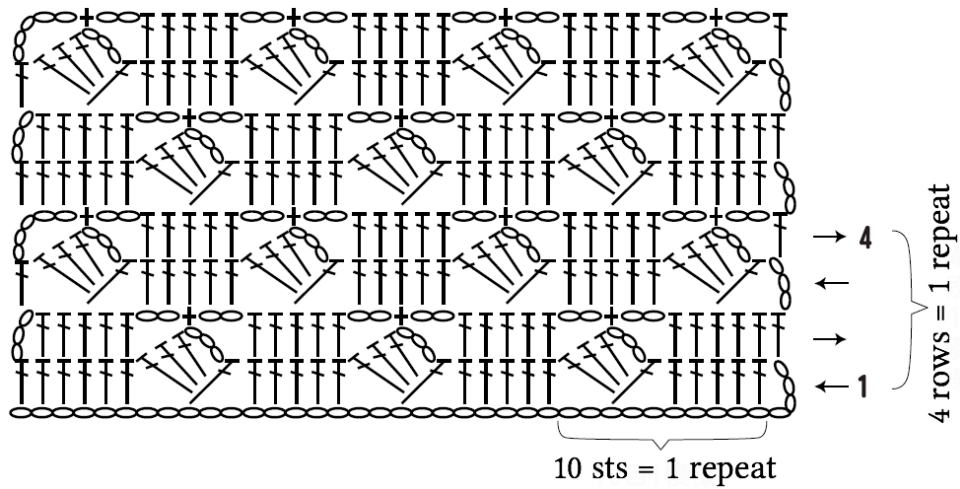
● back

● front

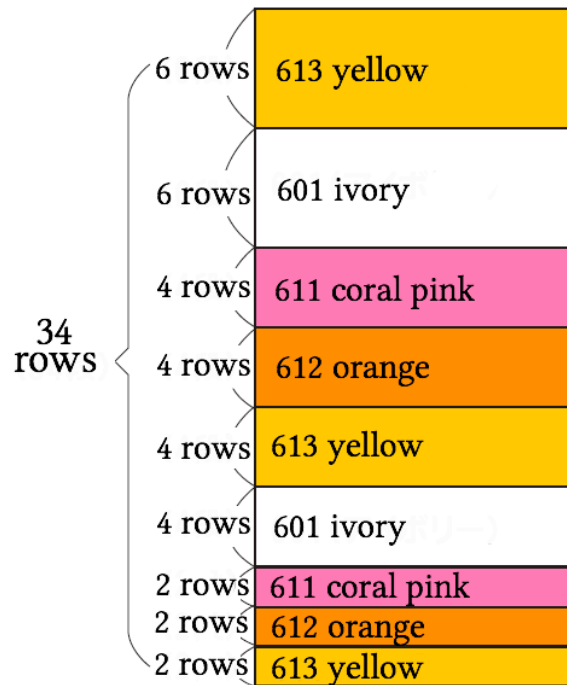


※rep = pattern repeat(s)

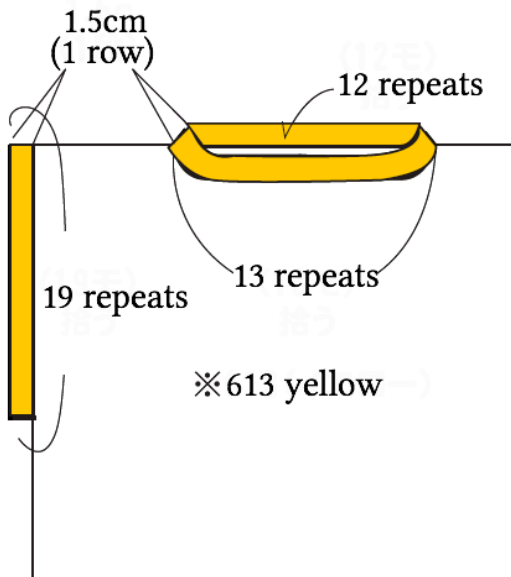
● pattern stitch (4.0mm hook)



● stripe sequence



● sleeve & collar edging (4.0mm hook)



● edging (4.0mm hook)

