

# 28-29-13 Fine Merino Motif Stole

© Pierrot Yarns (Gosyo Co., Ltd.). Translation by Linda Lanz.



## **Materials**

- Pierrot Yarns Fine Merino [100% merino wool; 103 yds / 94m per 1.06 oz / 30g skein];
  - color #220 gray; 2 skeins [60g]
  - color #219 camel; 2 skeins [50g]
  - color #214 crimson; 2 skeins [45g]
  - color #211 mocha; 2 skeins [35g]
- 3.00mm (US C or D) crochet hook or size necessary to achieve gauge

## **Gauge**

- each motif should be 9cm/3.5" by 12cm/4.7"

## **Finished measurements**

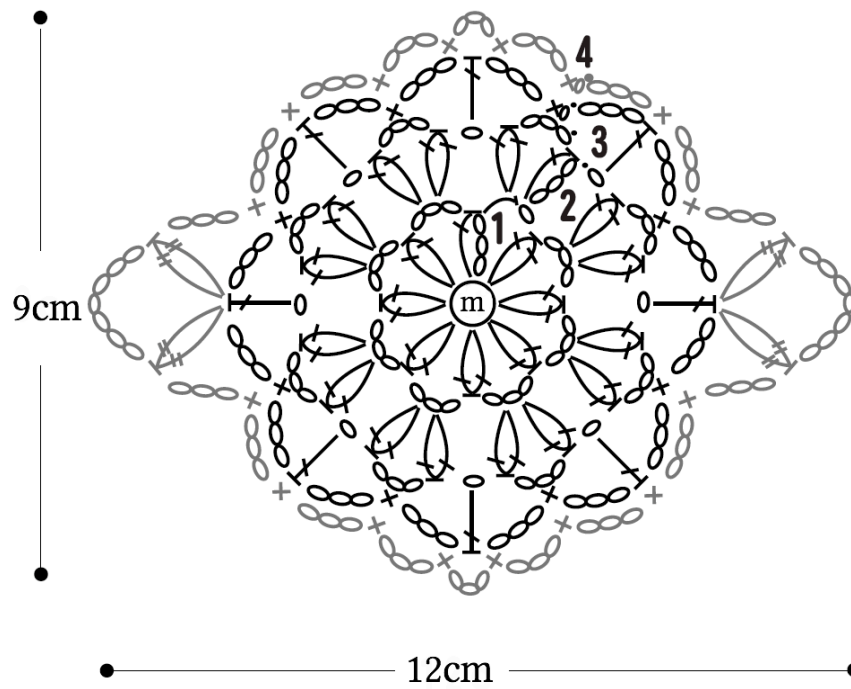
- width 50.5cm/19.9"
- length 133cm/52.4"

## **Crochet Tips**

**Motifs:** Create magic ring and work [2-dc cluster, ch3] 8 times into ring. Work rounds 2-3 following diagram for motifs A, B, and C; change color and work round 4, resulting in diamond shape. Starting from the second motif, join motifs on round 4 as you go. Continue in this manner through motif 55. For motifs 56-66, use diagram B' and create half-circles, continuing to join as you go.

**Edging:** Work 1 round of edging around outer edge of stole as indicated in diagram.

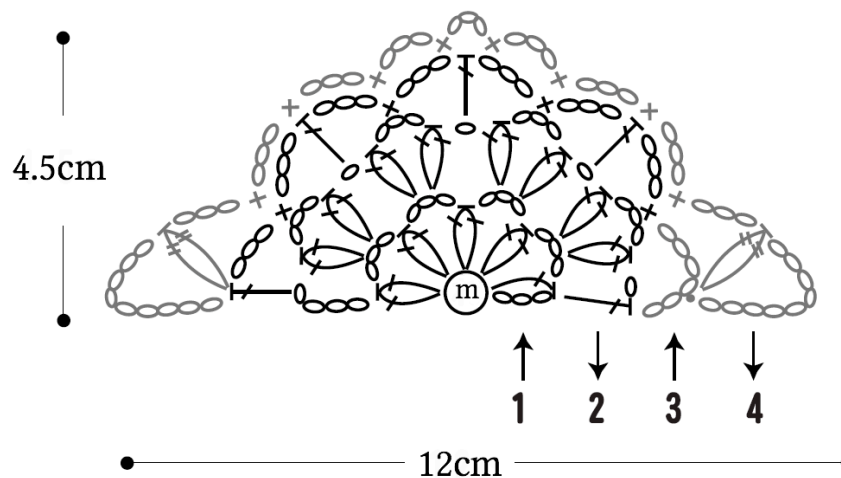
## ● motifs A, B, and C の編み方図



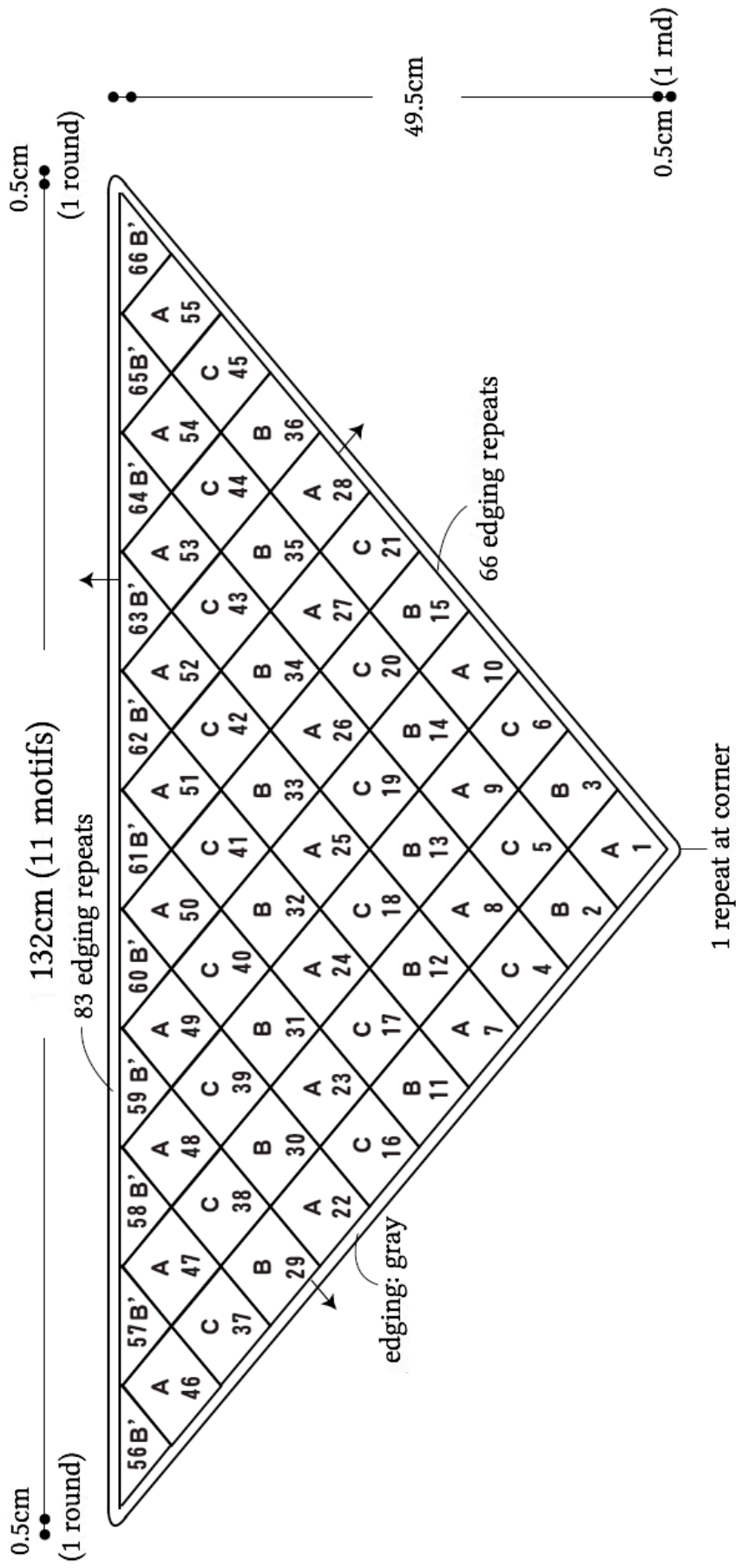
m = magic ring

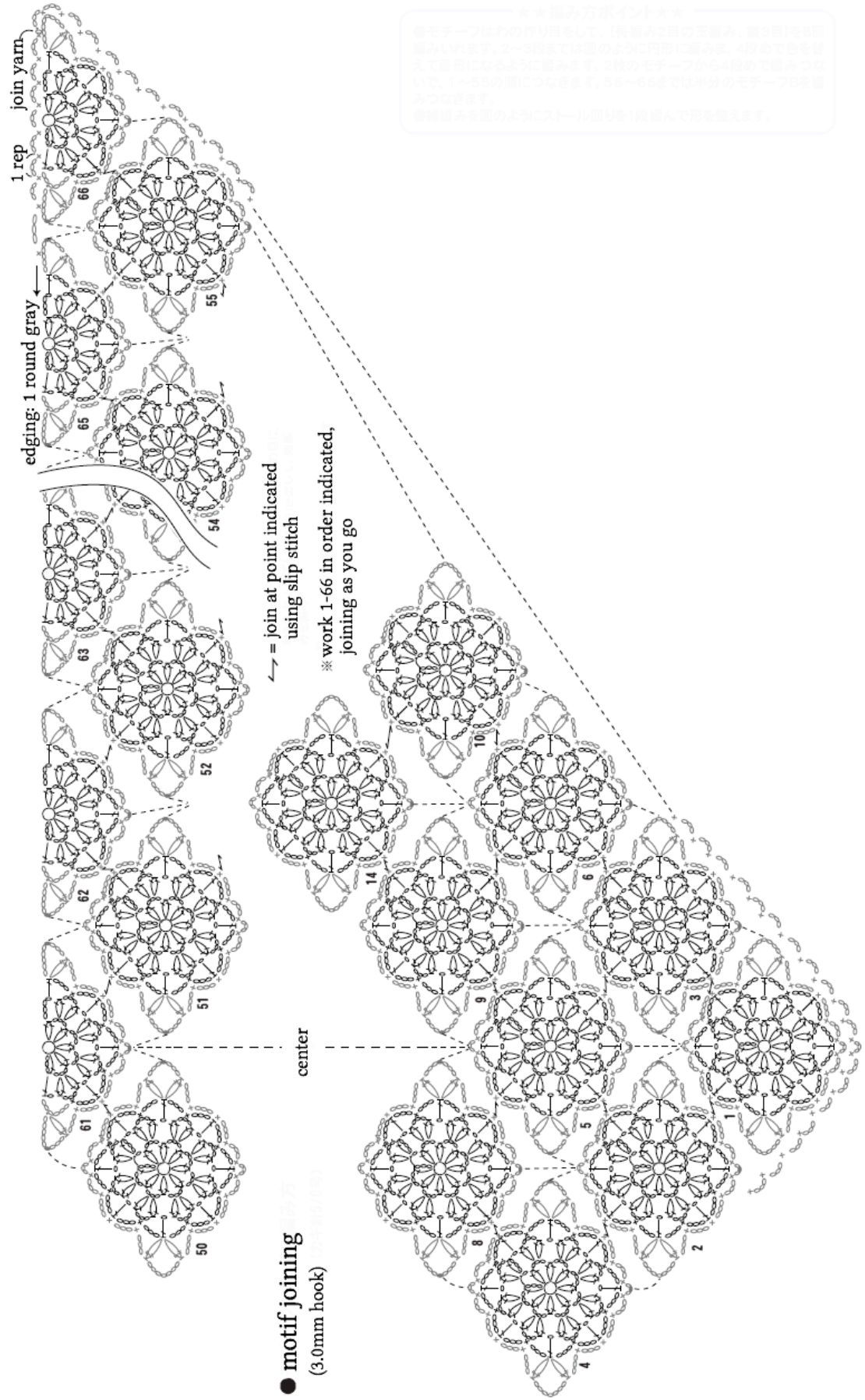
	rounds 1-3	round 4	# needed
motif A	color #219 camel	color #220 gray	22
motif B	color #214 crimson	color #220 gray	15
motif C	color #211 mocha	color #220 gray	18
motif B'	color #214 crimson	color #220 gray	11

## ● motif B' の編み方図



# ● arrangement of motifs





● motif joining  
(3.0mm hook)

← = join at point indicated  
using slip stitch

\* work 1-66 in order indicated,  
joining as you go

1 rep join yarn