

28-29-45 Men's Cabled Vest

© Pierrot Yarns (Gosyo Co., Ltd.). Translation by Linda Lanz.



Materials

- Pierrot Yarns Soft Merino [100% merino wool; 104 yds / 95m per 1.41 oz. / 40g skein]; color #11 gray; 8 skeins [310g]
- 3.9mm (US 6) and 4.5mm (US 7) straight knitting needles or sizes necessary to achieve gauge
- 3.9mm (US 6) double-pointed knitting needles or size necessary to achieve gauge
- cable needle

Gauge

- stockinette stitch: 22 sts and 29 rows = 10cm/4" square
- pattern stitch: 10 sts = 3.5cm/1.4" and 15 rows = 10cm/4"

Finished measurements

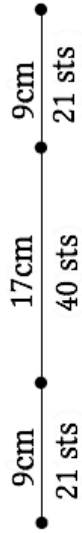
- chest 102cm/40.2"
- back width 41cm/16.1"
- length 61cm/24"

Knitting Tips

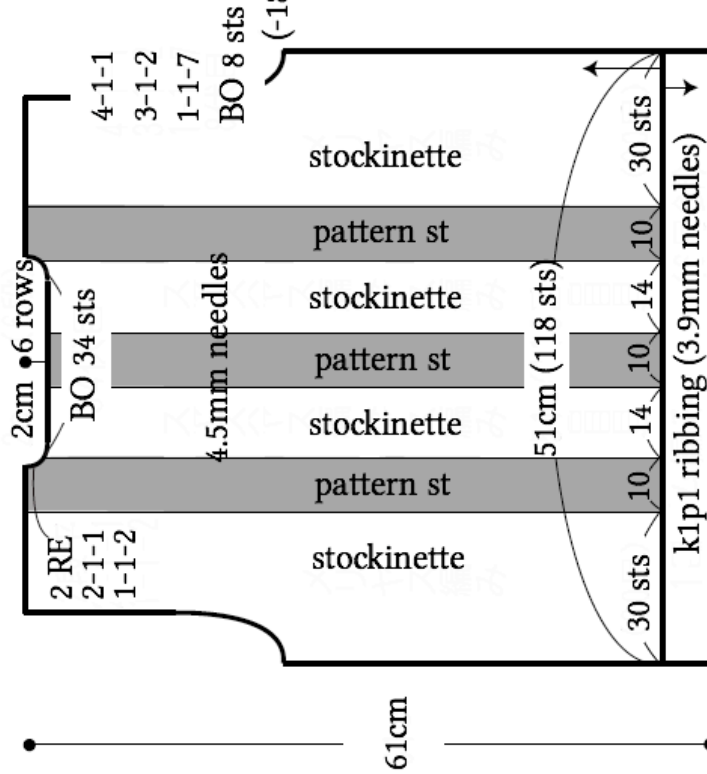
Body and armholes: Cast on using crochet provisional cast on method. Knit in reverse stockinette stitch and pattern stitch according to the schematic. Pick up stitches around hem and working k1p1 ribbing. Bind off ribbing in pattern.

Finishing: Seam sides with mattress stitch. Following their respective charts, pick up stitches from collar and armholes and work k1p1 ribbing, then bind off stitches in pattern.

● back

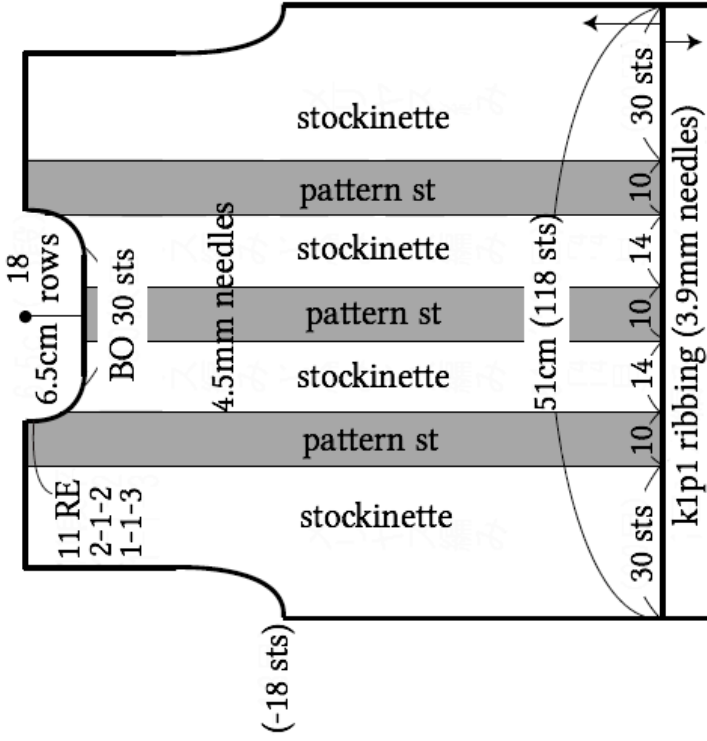
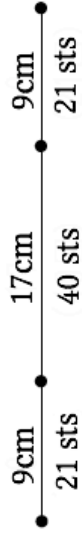


BO = bind off
RE = rows even



pick up 188 sts

● front

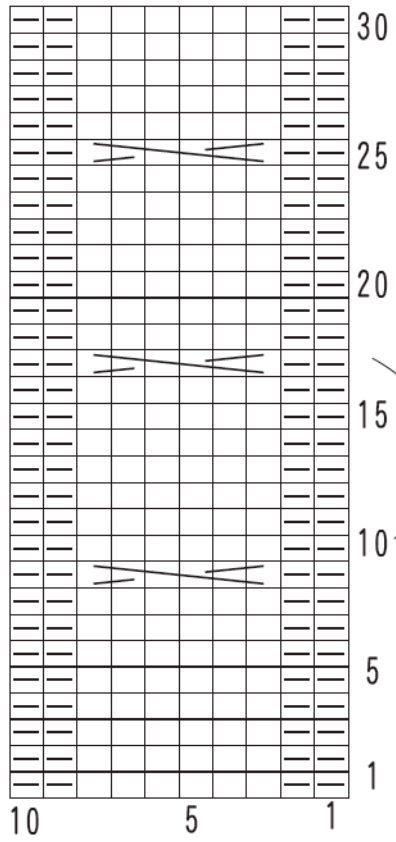


pick up 188 sts

● pattern stitch



□ = □ = knit stitch

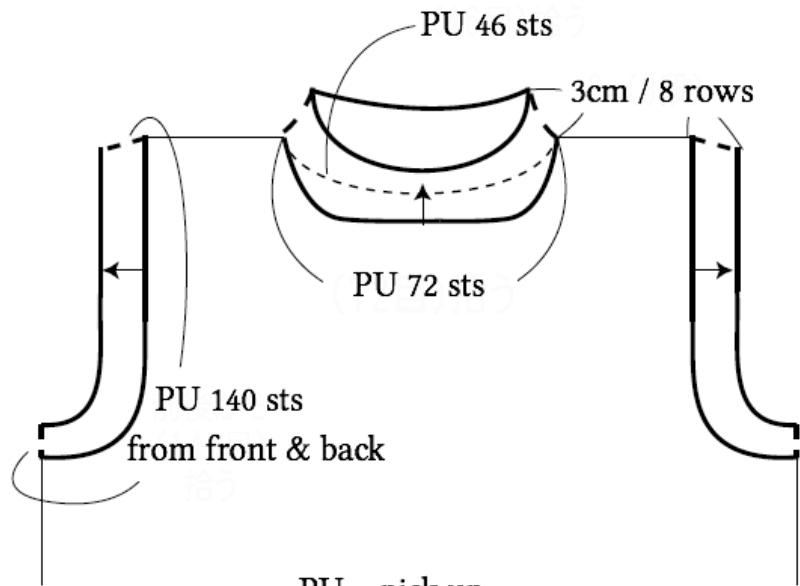


8 rows =
1 repeat

10 sts
1 repeat

● collar / armholes

k1p1 ribbing - 3.9mm DPNs



PU = pick up