

29-210-24 Cap

© Pierrot Yarns (Gosyo Co., Ltd.). Translation by Linda Lanz.



Materials

- Pierrot Yarns Soft Merino [100% merino wool; 104 yds/95m per 1.4 oz / 40g skein]; color #7 brown; 2 skeins [70g]
- Pierrot Yarns Junmo Namibuto2 [100% merino wool; 78.7yds/72m per 1.41 oz / 40g skein]; color #1 off-white; 1 skein [small amount]
- 3.0mm (US C or D)and 4.00mm (US G) crochet hooks or sizes necessary to achieve gauge
- 1 safety pin
- 3 pearl beads (8mm diameter)

Gauge

Gauge measured in a swatch 10cm/4" square.

- double crochet (US): 22.5 st and 12 rows
- single crochet (US): 23.5 st and 25 rows

Finished measurements

- head circumference 53cm/20.9"

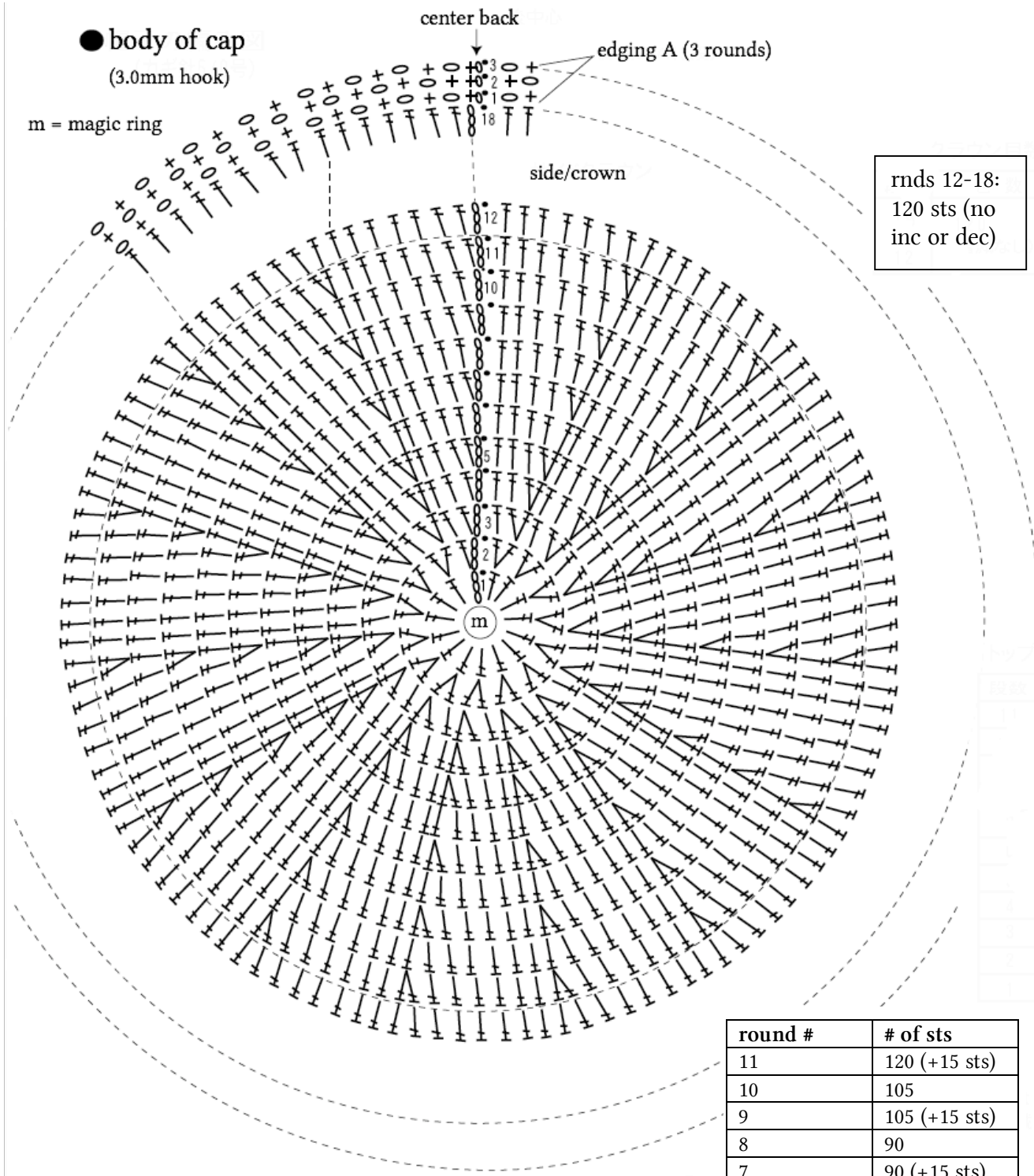
Crochet Tips

Top: With Soft Merino, make magic ring, ch3, work 14 dc into magic ring (total: 15 dc created). Following chart, work in the round, increasing as indicated.

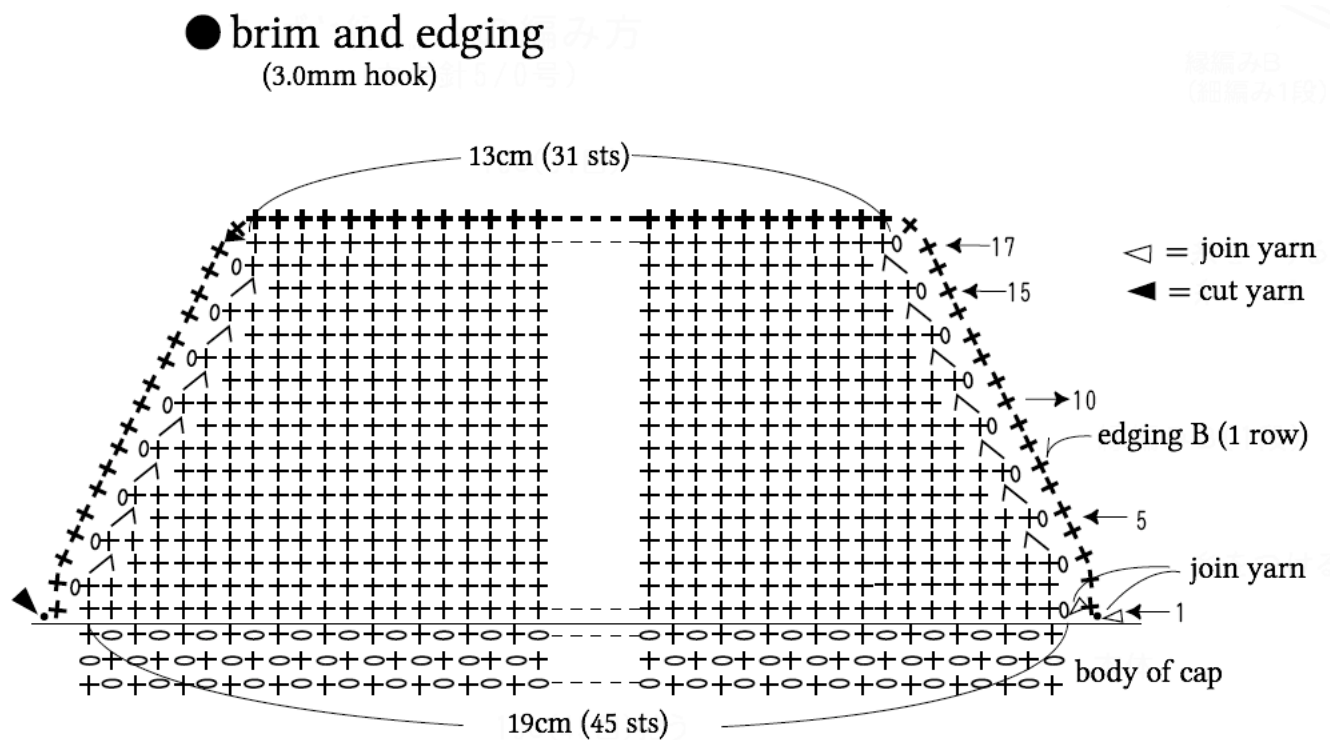
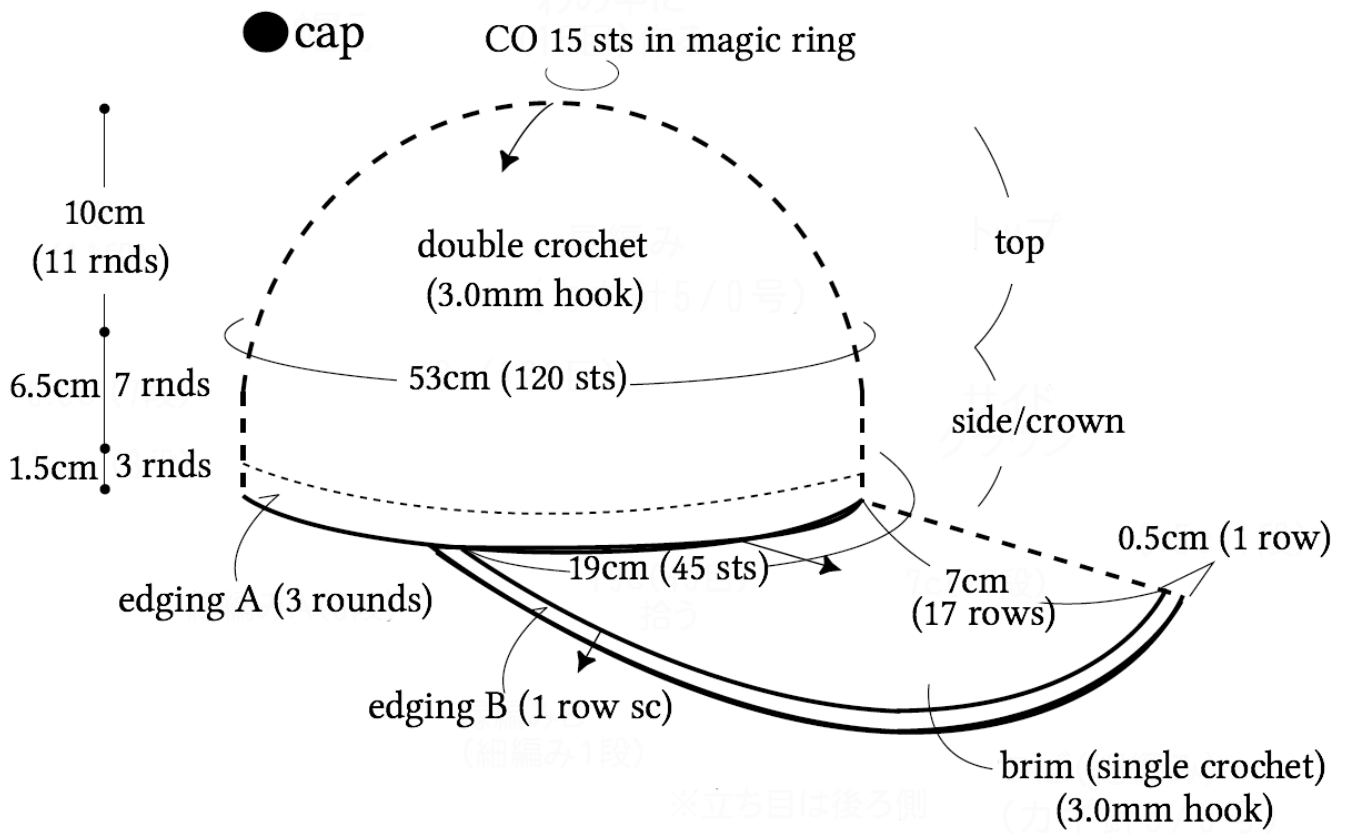
Side/crown: Work through round 18 of side without increasing or decreasing, then work three rounds of edging.

Brim: Work in sc, then one row of edging.

Corsage: Using Junmo Namibuto2, crochet the corsage and attach to cap with safety pin.



round #	# of sts
11	120 (+15 sts)
10	105
9	105 (+15 sts)
8	90
7	90 (+15 sts)
6	75
5	75 (+15 sts)
4	60 (+15 sts)
3	45 (+15 sts)
2	30 (+15 sts)
1	15



● flower corsage

(4.0mm hook)

m = magic ring

